

TGECET-2026 PROCESSING FEE PAYMENT & SLOT BOOKING AND CERTIFICATE VERIFICATION

The Candidate has to perform the following two activities before attending Certificate Verification:

- I. Payment of Processing Fee and
- II. Slot Booking at the desired HLC

I. PAYMENT OF PROCESSING FEE

Login to the student's website (<https://tgecet.nic.in/>)

The screenshot shows the TGECET 2026 website interface. At the top, there is a navigation menu with links for 'Pay Processing Fee', 'Verify Payment Status', 'Slot Booking', and 'Contact Us'. An arrow points to the 'Pay Processing Fee' link. Below the navigation, the page title is 'TGECET - 2026 ONLINE PAYMENT OF PROCESSING FEE FOR WEB COUNSELING'. A sub-header states: 'Candidate should pay Processing Fee & Book the Slot before attending for Certificate Verification'. The main content area is divided into two columns. The left column, titled 'STEPS TO PAY PROCESSING FEE', contains four sections: 1. 'PROCESSING FEE TO BE PAID' with details on fee amounts (Rs.1200/- for OC/BC, Rs.600/- for SC/ST) and payment methods. 2. 'HOW TO PAY PROCESSING FEE' with instructions on entering Hall Ticket No, Registration Form No, and Date of Birth. 3. 'IMPORTANT INSTRUCTIONS' with a warning to verify payment status and a note about transaction failures. 4. 'TRANSACTION CHARGES' with a link to view nominal charges. The right column, titled 'LOGIN', contains a form with input fields for 'TGECET Hall Ticket No', 'TGECET Registration Form No', 'Date of Birth (dd/mm/yyyy)', and 'Enter image value (case-sensitive)'. Below the form is a 'Pay Fee Online' button and a 'Print Receipt' link. A captcha 'Hz V wvs' is displayed. At the bottom of the login section, there are links for 'Online Payment Status' and 'Print Receipt (if already paid)' with a note: 'Enter TGECET Hall Ticket No, TGECET Registration Form No (as printed on TGECET Hall Ticket), Date of Birth and Image Value click on "Print Receipt" to view payment details and click on "Online Payment Status" if you have already paid the fee through Online Payment and found transaction failed.'

- (i) Please enter the website: <https://tgecet.nic.in/> in any Browser
- (ii) Click on Pay Processing Fee which is available on the top of the website as shown above.
- (iii) Please enter the following to Pay Processing fee payment
 - a. TGECET Hall Ticket Number
 - b. TGECET Registration Number (which is available in TGECET Hall Ticket)
 - c. Date of Birth in dd/mm/yyyy format
 - d. Enter Captcha as displayed on the screen

After entry of the above details, Click on the button **Pay Fee Online**

1. The Basic Information Form as given in the TGE CET Application form will be displayed as follows:

The screenshot shows the TGE CET application form for candidate CHANDAANJALI. The form includes fields for personal details, special category status, and MeeSeva details. The special category status for NCC, Sports&Games, CAP, and PH is marked as 'N'. The MeeSeva details include Caste Certificate Application No. EWS027600926856, Income Certificate Application No. IC027648847914, Candidate Aadhaar No. 602513200942, EWS Certificate Application No. EWS022800926856, and Mobile Number 7989761283.

Special Category Status

NCC	Sports&Games	CAP	PH
Eligibility: N	Eligibility: N	Eligibility: N	Eligibility: N
Priority: 0	Priority: 0	Priority: 0	Priority: N

Enter MeeSeva details for the following

Caste Certificate Application No.	EWS027600926856	Income Certificate Application No.	IC027648847914
Candidate Aadhaar No.	602513200942	EWS Certificate Application No.	EWS022800926856
Mobile Number	7989761283	eMail Id	

UNDERTAKING

I, CHANDAANJALI will submit all the required certificates in original as per above list to the Chief Verification Officer at the time of Certificate Verification process and to the Principal of the Institution where I have been provisionally allotted after seat allotment, failing which I will forego my admission and I will not enter into any legal correspondence in this regard.

I declare that the details mentioned above are true to the best of my knowledge. The Income Certificate and Caste Certificate produced by me are genuine, and if it is found false at later date, I am aware that I am liable for Criminal prosecution

The Special Category details like NCC/SPORTS/CAP/PH will be shown as **N** for all the candidates before Certificate Verification.

The candidates eligible for NCC/SPORTS/CAP/PH Categories have to attend at Government Polytechnic, Masab Tank as per the schedule given in List of HLCs Annexure-I placed in the website: <https://tgpolycet.nic.in>

2. Entry of Caste Category and Income Certificate details

The screenshot shows the MeeSeva details section of the TGE CET application form for candidate CHANDAANJALI. The special category status for NCC, Sports&Games, CAP, and PH is marked as 'N'. The MeeSeva details include Caste Certificate Application No. CND0*****084, Income Certificate Application No. IC0 1034629, Candidate Aadhaar No., EWS Certificate Application No. EWS0...1001..., and Mobile Number.

Special Category Status

NCC	Sports&Games	CAP	PH
Eligibility: N	Eligibility: N	Eligibility: N	Eligibility: N
Priority: 0	Priority: 0	Priority: 0	Priority: NA

Enter MeeSeva details for the following

Caste Certificate Application No.	CND0*****084	Income Certificate Application No.	IC0 1034629
Candidate Aadhaar No.		EWS Certificate Application No.	EWS0...1001...
Mobile Number		eMail Id	

- (i) The Candidates Caste Category is to be entered with the Caste Certificate Number issued by MeeSeva Certificate Number.
- (ii) The candidate claim under fee reimbursement is to be given by the parent Income Certificate number issued by MeeSeva Certificate Number.
- (iii) The Mobile Number is important during Certificate Verification and Allotment process. The OTPs will be sent to the Mobile number as given above. The candidate is required to give his/her parent mobile number.
- (iv) The seats in Quli Qutub Shah Govt. Polytechnic, Old City, Hyderabad shall be first filled by candidates who have resided within the

jurisdiction of Quli Qutub Shah Urban Development Authority for a period of not less than four consecutive years immediately preceding the date of commencement of the SSC or equivalent examination (or) candidates who are local candidates of Osmania University Area whose parents have resided within the jurisdiction of Quli Qutub Shah Urban Development Authority for a total period of seven consecutive years immediately before the commencement of the SSC or equivalent examination of the candidate.

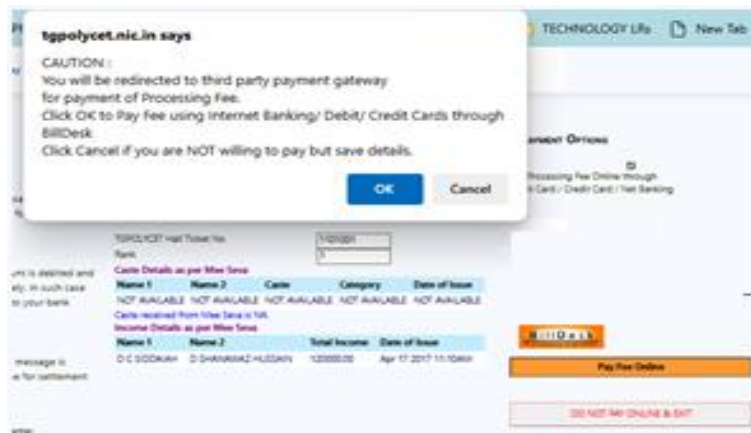
- (v) These above mentioned candidates should select as YES for Do You reside in Quli Qutub Shah Urban Development Area as given in the screen below.

- (vi) All the candidates should read the Undertaking and tick as given below and click Submit.

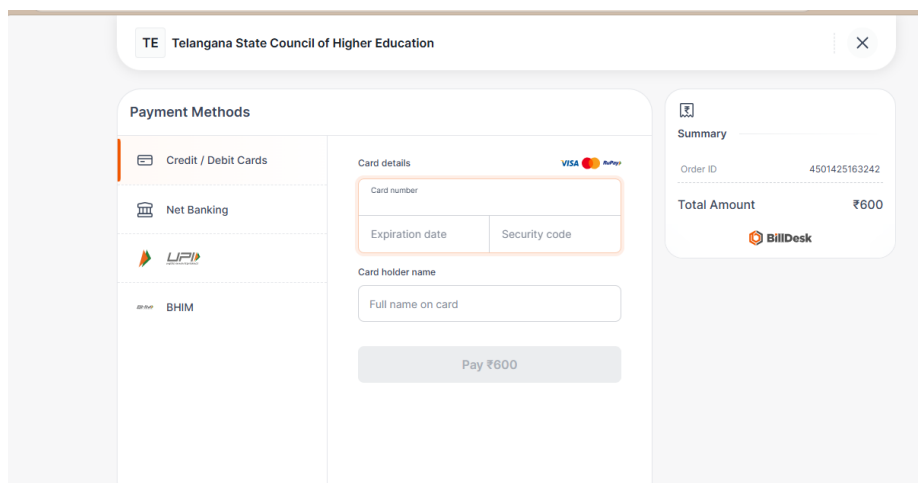
- (vii) The next screen appears for payment of Processing Fee as shown below through Bill Desk. Click on check box with tick as shown below under Payment Options

Name 1	Name 2	Caste	Category	Date of Issue
NOT AVAILABLE	NOT AVAILABLE	NOT AVAILABLE	NOT AVAILABLE	NOT AVAILABLE

(viii) The following dialog box appears after clicking Bill Desk payment gateway.



The following screen appears after clicking "Pay Fee Online" for Bill Desk option.



There are three options for payment of Processing Fee either through

- Net Banking or
- Credit/Debit Cards duly selecting the Bank name or
- UPI payments

Click on **Pay** Button for payment of fee as displayed on the above screen.

3. VERIFY PAYMENT STATUS:

(i) Click on Verify Payment Status on Homepage of <https://tgecet.nic.in/> as shown in the following screen to verify payment status

TGECET - 2026
ONLINE PAYMENT OF PROCESSING FEE FOR WEB COUNSELING
 Candidate should pay Processing Fee & Book the Slot before attending for Certificate Verification

STEPS TO PAY PROCESSING FEE

PROCESSING FEE TO BE PAID
 Processing Fee: Rs.1200/- (OC/BC), Rs.600/- (SC/ST) can be paid by the candidate using credit card or debit card or through net banking only.

HOW TO PAY PROCESSING FEE
 Enter TGECET Hall Ticket No and TGECET Registration Form No (as printed on TGECET Hall Ticket) and Date of Birth and Image Value and Click on Pay Fee Online. The candidate will be directed to payment gateway.

IMPORTANT INSTRUCTIONS
 Click on [Verify Payment Status](#) in case no response is received after payment of fee through online payment.
 In the event of transaction failure amount will be credited back into your account after two working days.
Contact nearest Help Line Centre for any other clarifications.

TRANSACTION CHARGES
 Click to view [nominal charges](#) levied by respective banks/gateway which will be borne by customer.

LOGIN

TGECET Hall Ticket No

TGECET Registration Form No

Date of Birth (dd/mm/yyyy)

Enter image value (case-sensitive)

(Letters are Case Sensitive)

H z V w v s

Pay Fee Online

Online Payment Status [Print Receipt](#)
(if already paid)

Enter TGECET Hall Ticket No, TGECET Registration Form No (as printed on TGECET Hall Ticket), Date of Birth and Image Value click on "Print Receipt" to view payment details and click on "Online Payment Status" if you have already paid the fee through Online Payment and found transaction failed.

(ii) Enter the following candidate details for verification of payment status in the above screen

- a. TGECET Hall Ticket Number
- b. TGECET Registration Number
- c. Date of Birth
- d. Enter image value

(iii) Click on **Online Payment Status** if already done through Bill Desk as shown above

(iv) The following screen is displayed indicating the status of the transaction(s) done already.

4. Contact nearest Help Line Centre for any other clarifications.
 5. after successful payment of fee, if the candidate is unable to generate joining Report, after two hours please click on verify Payment Status on the same day and enter Candidate Details (HT No., Registration No, Date of Birth and Image Value) and click on verify Payment Transaction then full report and download joining Report.

TELANGANA COUNCIL OF HIGHER EDUCATION

Print

Payment Request Date:	08 Jun 2024 08:50:34.887	Request Id:	138001227767004	Status:	PENDING
Verify the payment details for the above transaction					
Transaction Reference No:	ZIC0018429488	Amount:	1200.00		
Transaction Date:	08-06-2024 08:52:10	Description:	NA		
Auth Status:	0002	Bank Id:	IC		

(v) If the transaction is successful, the status will be shown as **Transaction found successful and saved** in green.

(vi) If not successful, try once again for payment of processing fee or

contact Help Desk on phone / email.

4. SLOT BOOKING:

- (i) Enter website address: <https://tgecet.nic.in/>
- (ii) Check the Browser settings to disable Popup blocker
- (iii) Click on Slot Booking on the Homepage as shown in the following screen:

TGE CET - 2026

ONLINE SLOT BOOKING FOR CERTIFICATE VERIFICATION

Candidate has to pay Processing Fee before selecting Online Slot Booking for attending Certificate Verification as per schedule.

SLOT BOOKING

- Processing Fee to be Paid:
Processing Fee: Rs.1200/- (OC/BC), Rs.600/- (SC/ST)
- Enter TGE CET Hall Ticket No, TGE CET Registration Form No (as printed on TGE CET Hall Ticket) and Date of Birth and click **Show Available Slots** after payment of processing fee.
- The Candidate has to **Change Category of the Student** and select available **Help Line Centre, Date & Time** where he/she is interested to attend for Certificate verification.
- The candidate had to attend at the selected Help Line Centre (HLC) on the Date / Time booked through Slot Booking. The candidate is not permitted in other than selected HLC. Candidate has to report 10 minutes before Starting of the opted Slot Time.
- Contact nearest Help Line Centre for any other clarifications.
- Enable pop-up window in browser settings to view and print '**Slot Booking Receipt**', if receipt not visible.

CANDIDATE DETAILS

TGE CET Hall Ticket No

TGE CET Registration Form No

Date of Birth (dd/mm/yyyy)

Enter image value (case-sensitive)

L Z L 2 P X

- (iv) The following screen appears.

Category of the Student ALL means OC/BC/SC/ST i.e. Other than PH/NCC/CAP

Select Help Line Centre (HLC)

Select any date on which you would like to attend Certificate Verification at above chosen HLC

June 2024

Mo	Tu	We	Th	Fr	Sa	Su
27	28	29	30	31	1	2
3	4	5	6	7	8	9
10	11	12	13	14	15	16
17	18	19	20	21	22	23
24	25	26	27	28	29	30
1	2	3	4	5	6	7

- a) Select ALL for OC/BC/SC/ST candidates who are not under Special Categories viz PH/NCC/CAP/SPORTS. The candidates belonging to Special Categories PH/NCC/CAP/SPORTS can choose PH/NCC/CAP/SPORTS in Category of the Student as per their eligibility
- b) Select the desired Help Line Center(HLC) as shown above
- c) Select the date as shown in the screen below:



Category of the Student: **ALL** ALL means OC/BC/SC/ST is. Other than Pw/CC/CAP

Select Help Line Centre (HLC)

Select any date on which you would like to attend Certificate Verification at above chosen HLC

Select HLC

GOVERNMENT POLYTECHNIC, BELLAMPALLY, BELLAMPALLY, Dist:MAHABHARATHAL
 D R B AMBEDKAR COLLEGE BAGHLINGAMPALLY, BAGHLINGAMPALLY, Dist: HYDERABAD
 S K N R GOVERNMENT DEGREE COLLEGE, JAGTIAL, JAGTIAL, Dist:JAGTIAL
 D R B AMBEDKAR GMR POLYTECHNIC FOR WOMEN, KARIMNAGAR, KARIMNAGAR, Dist:KARIMNAGAR
 GOVERNMENT POLYTECHNIC FOR WOMEN EAST MARADIPALLY SECUNDERABAD, SECUNDERABAD, Dist:HYDERABAD
 J N GOVERNMENT POLYTECHNIC RAMAKRISHNAPUR, HYDERABAD, HYDERABAD, Dist:MEDCHAL
 J N T U COLLEGE OF ENGINEERING KUKATPALLY, HYDERABAD, HYDERABAD, Dist:MEDCHAL
 GOVERNMENT POLYTECHNIC RUDRAMPUR, KOTHAGUDEM, KOTHAGUDEM, Dist:BHADRADRI KOTHAGUDEM
 UNIV ARTS & SCIENCE COLLEGE, WARANGAL, WARANGAL, Dist:WARANGAL
 GOVERNMENT POLYTECHNIC MASAB TALUK, HYDERABAD, HYDERABAD, Dist:HYDERABAD
 GOVERNMENT POLYTECHNIC, MAHABUBNAGAR, MAHABUBNAGAR, Dist:MAHABUBNAGAR
 GOVERNMENT POLYTECHNIC, NALGONDA, NALGONDA, Dist:NALGONDA
 GOVERNMENT POLYTECHNIC, NIRMAL, NIRMAL, Dist:NIRMAL
 GOVERNMENT POLYTECHNIC, NIZAMABAD, NIZAMABAD, Dist:NIZAMABAD
 Q Q GOVERNMENT POLYTECHNIC CHANDUL, BARABAD NEAR ZOO PARK, HYDERABAD, HYDERABAD, Dist:HYDERABAD
 GOVERNMENT POLYTECHNIC RAJASOLAPET, SIDOPEET, SIDOPEET, Dist:SIDOPEET
 SR & BGNR GOVERNMENT DEGREE COLLEGE, KHAMMAM, KHAMMAM, Dist:KHAMMAM
 GOVT POLYTECHNIC FOR WOMEN, SURYAPET, SURYAPET, Dist:SURYAPET
 S R R S GOVERNMENT POLYTECHNIC, SIRICILLA, SIRICILLA, Dist:RAJANNA SIRICILLA

Category of the Student: **ALL** ALL means OC/BC/SC/ST is. Other than Pw/CC/CAP

Select Help Line Centre (HLC) **GOVERNMENT POLYTECHNIC, BELLAMPALLY, BELLAMPALLY, Dist:MAHABHARATHAL**

Select any date on which you would like to attend Certificate Verification at above chosen HLC

June 2024

Mo	Tu	We	Th	Fr	Sa	Su
27	28	29	30	31	1	2
3	4	5	6	7	8	9
10	11	12	13	14	15	16
17	18	19	20	21	22	23
24	25	26	27	28	29	30
1	2	3	4	5	6	7

- d) The Green indicates the available slots. Select the desired Date in Green
- e) The available time slots from 9:00 AM to 6:00 PM are displayed as below and choose the convenient time slot at desired HLC for Certificate Verification.

Category of the Student: **ALL** ALL means OC/BC/SC/ST is. Other than Pw/CC/CAP

Select Help Line Centre (HLC) **GOVERNMENT POLYTECHNIC, BELLAMPALLY, BELLAMPALLY, Dist:MAHABHARATHAL**

Select any date on which you would like to attend Certificate Verification at above chosen HLC

June 2024

Mo	Tu	We	Th	Fr	Sa	Su
27	28	29	30	31	1	2
3	4	5	6	7	8	9
10	11	12	13	14	15	16
17	18	19	20	21	22	23
24	25	26	27	28	29	30
1	2	3	4	5	6	7

Available Slots for the Selected Category - HLC - Date for Certificate Verification

09:00 To 09:30	09:30 To 10:00	10:00 To 10:30	10:30 To 11:00	11:00 To 11:30	11:30 To 12:00	12:00 To 12:30	12:30 To 01:00	02:00 To 02:30	02:30 To 03:00	03:00 To 03:30	03:30 To 04:00	04:00 To 04:30	04:30 To 05:00
05:00 To 05:30	05:30 To 06:00												

- g) The following screen appears if there are available slots at the chosen date and time for that HLC. Click Yes as given in the screen to confirm the Slot for Certificate Verification.

Category of the Student: **ALL** (ALL means OC/BC/SC/ST or Other than Pw/NGG/CAP)

Select Help Line Centre (HLC): **GOVERNMENT POLYTECHNIC, BELLAMPALLY, BELLAMPALLY - Dist:MANCHERIAL**

Select any date on which you would like to attend Certificate Verification at above chosen HLC

Available Slots for the Selected Category - HLC - Date for Certificate Verification

Selected HLC: GOVERNMENT POLYTECHNIC, BELLAMPALLY, BELLAMPALLY - Dist:MANCHERIAL
 Selected Category: ALL
 Selected date: 21-06-2024
 Selected Slot: 10:00 To 10:30 A.M

Do you wish to continue in 'ALL' category slot?

On confirmation of the slot, the following screen appears

RECEIPT OF SLOT BOOKING Date: 20/06/2024

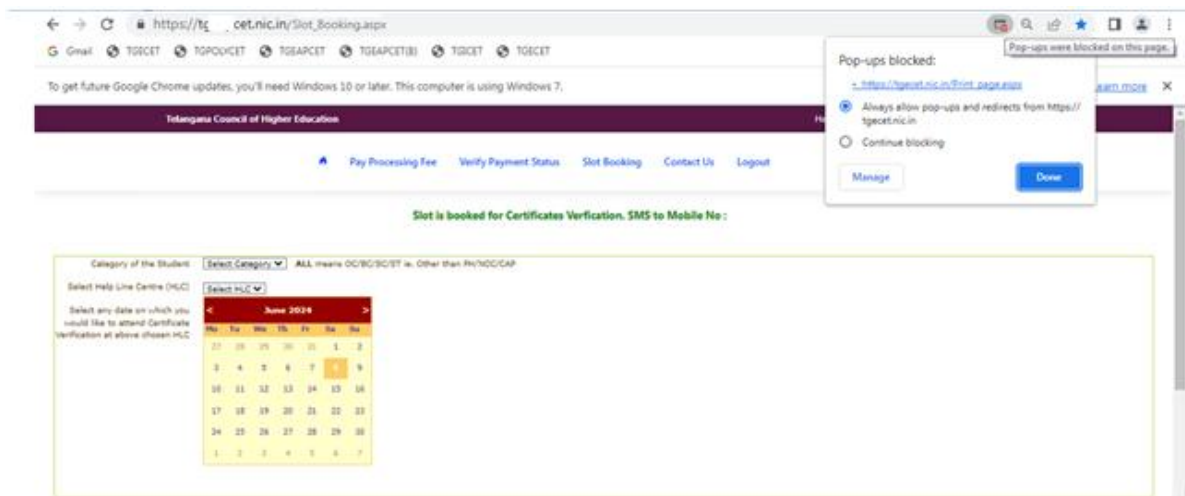
Candidate Name: KONDA AVENASH
 Father Name: VENKANNA
 Hall Ticket No.: 1805014592
 Rank: 5244.00

Help Line Centre Details

HLC Name	HLC Address	Slot Date	Slot Time	Serial No/Slot Category
GOVERNMENT POLYTECHNIC, BELLAMPALLY, BELLAMPALLY - Dist:MANCHERIAL		21-06-2024	10:00 To 10:30 A.M	ALL

Note: Candidate has to report 10 minutes before starting of the opted Slot Time.

h) On confirmation of the slot, the following screen may occur in some of the Systems, wherein the popup blocker in the Browser should be disabled.



i) The candidate will receive the confirmation of the slot booking date and time and slot through SMS.

j) All the Special Category candidates can choose NCC/ SPORTS/ CAP/ PH instead of ALL as per their eligibility and the Candidates are required to

refer Detailed Notification as per the schedule given in List of HLCs Annexure-I placed in the website: <https://tgecet.nic.in>

5. CERTIFICATE VERIFICATION:

- (i) The Candidate's physical presence is mandatory for Certificate Verification strictly as per the scheduled slot booking date and time at Help Line Centre (HLC).
- (ii) The Candidate is required to carry all Original Certificates along with set of Xerox copies for Certificate Verification at HLC.
- (iii) After Certificate Verification, the Candidate will be given Receipt of Certificate(ROC) at HLC.
- (iv) During Certificate Verification, the Candidate is required to check with Registration/Verification Officers at HLC whether his/her Mobile Number is correctly entered.
- (v) The candidate is required to check all the details are correctly printed on ROC.
- (vi) The candidate will receive Login ID through SMS to the Registered Mobile as soon as the Certificate Verification is completed. This Login id SMS is confidential and should not be shared with anyone and has to be saved throughout the counselling process is completed.
- (vii) Please check Schedule for Option entry.