TG ECET-2025

GOVERNMENT OF TELANGANA
TELANGANA COUNCIL OF
HIGHER EDUCATION

USER GUIDE
for
TGECET -2025 ADMISSIONS

User Guide–Hand holding approach to the TG ECET Candidates

TG ECET 2025: PROCESSING FEE PAYMENT, SLOT BOOKING AND OPTION ENTRY

The Candidate has to perform the following two activities before attending Certificate Verification:

1. Payment of Processing Fee
2. Slot Booking(Selection of HLC, Date & Time)

After attending Certificate Verification, the Candidate has to exercise Options.

PAYMENT OF PROCESSING FEE:

1. Login to the student's website(https://tgecet.nic.in)

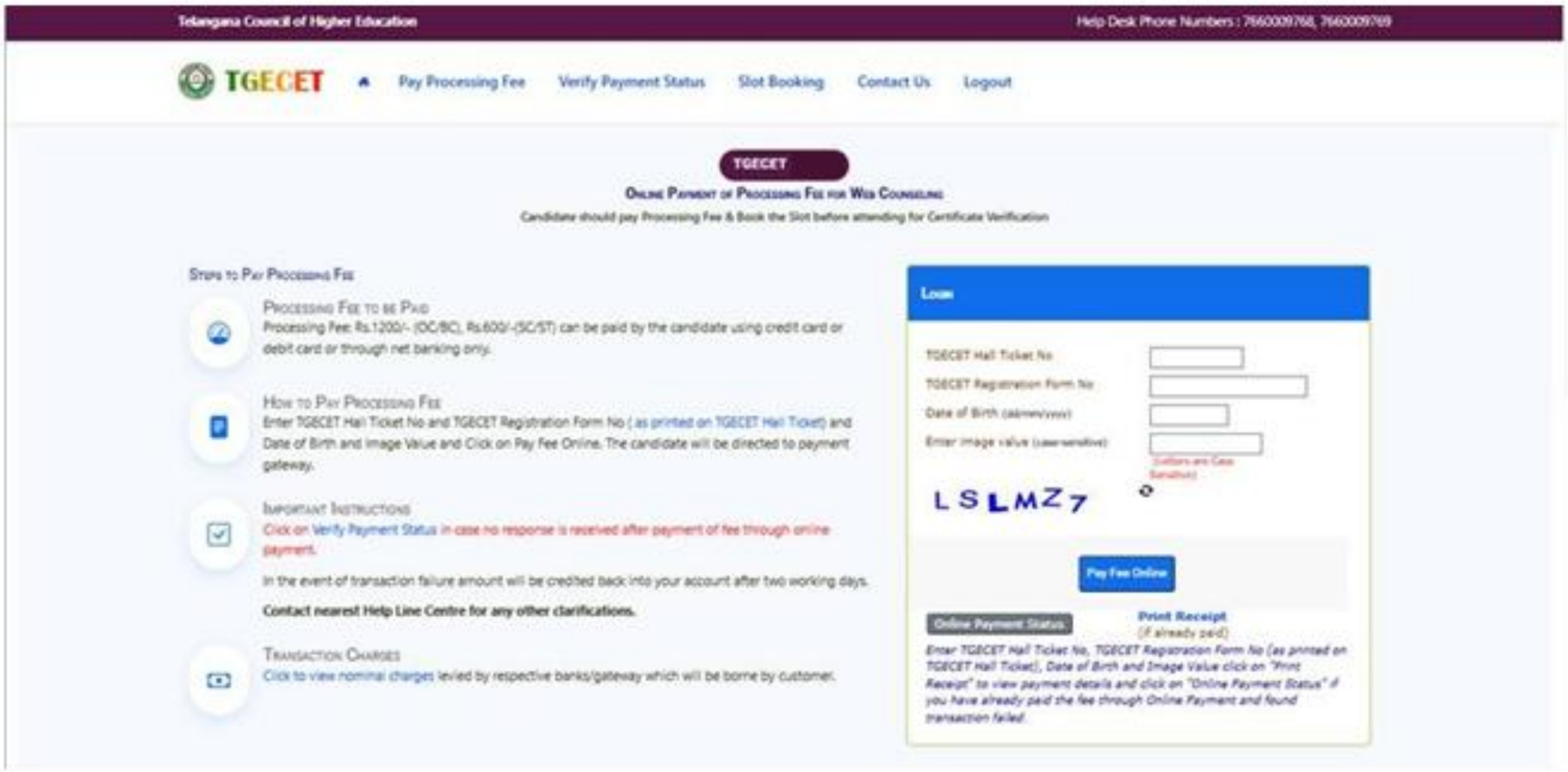
Telangana Council of Higher Education
Help Desk Phone Numbers : 7660009768, 7660009769
TGECET
Pay Processing Fee
Verify Payment Status
Slot Booking
Contact Us
Logout
TGECET
Login
TGECET Hall Ticket No
TGECET Registration Form No
Date of Birth (dd/mm/yyyy)
Enter image value (case-sensitive)
(Letters are Case Sensitive)
LSLMZ7
Pay Fee Online
Online Payment Status
Print Receipt
(if already paid)

Online Payment of Processing Fee for Web Counseling

Candidate should pay Processing Fee & Book the Slot before attending for Certificate Verification

Steps to Pay Processing Fee

Processing Fee to be Paid

Processing Fee: Rs.1200/- (OC/BC), Rs.600/-(SC/ST) can be paid by the candidate using credit card or debit card or through net banking only.

How to Pay Processing Fee

Enter TGECET Hall Ticket No and TGECET Registration Form No (as printed on TGECET Hall Ticket) and Date of Birth and Image Value and Click on Pay Fee Online. The candidate will be directed to payment gateway.

Important Instructions

Click on Verify Payment Status in case no response is received after payment of fee through online payment.

In the event of transaction failure amount will be credited back into your account after two working days.

Contact nearest Help Line Centre for any other clarifications.

Transaction Charges

Click to view nominal charges levied by respective banks/gateway which will be borne by customer.

Enter TGECET Hall Ticket No, TGECET Registration Form No (as printed on TGECET Hall Ticket), Date of Birth and Image Value click on "Print Receipt" to view payment details and click on "Online Payment Status" if you have already paid the fee through Online Payment and found transaction failed.

i. Please enter the website :https://tgecet.nic.in in any Browser
ii. Click on Pay Processing Fee which is available on the top of the website as shown above.
iii. Please enter the following to Pay Processing fee payment
    a) TG ECET Hall Ticket Number
    b) TG ECET Registration Number(which is available on TG ECET Hall Ticket)
    c) Date of Birth in dd/mm/yyyy format
    d) Enter Captcha as displayed on the screen

After entry of the above details, Click on the button **Pay Fee Online**

I. BASIC INFORMATION FORM :

The Basic Information Form as furnished in the TG ECET Application form will be displayed as follows :

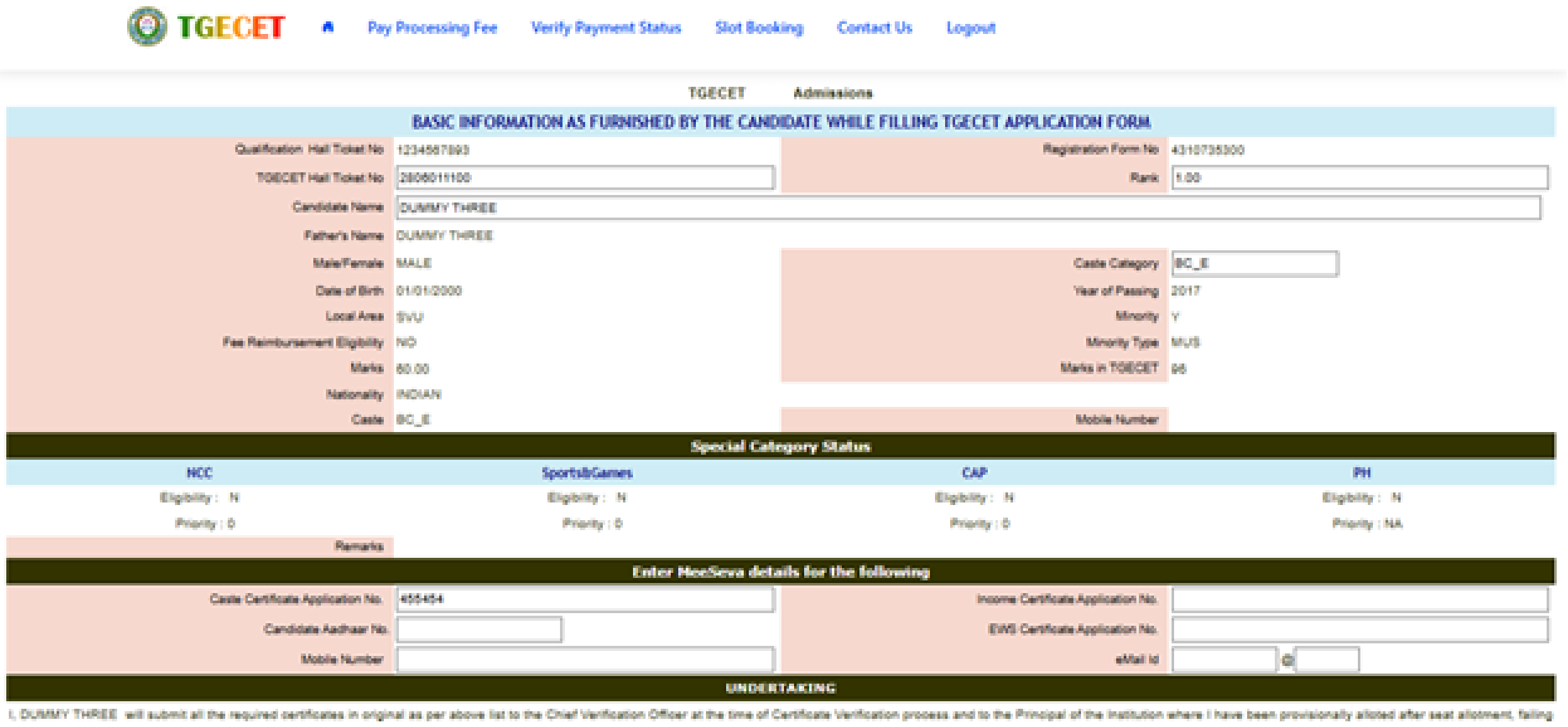

TGECET Admissions

BASIC INFORMATION AS FURNISHED BY THE CANDIDATE WHILE FILLING TGECET APPLICATION FORM

Qualification Hall Ticket No 1234567893
Registration Form No 4310735300
TGECET Hall Ticket No 2806011100
Rank 1.00
Candidate Name DUMMY THREE
Father's Name DUMMY THREE
Male/Female MALE
Caste Category BC_E
Date of Birth 01/01/2000
Year of Passing 2017
Local Area SVU
Minority Y
Fee Reimbursement Eligibility NO
Minority Type MUS
Marks 60.00
Marks in TGECET 96
Nationality INDIAN
Caste BC_E
Mobile Number

Special Category Status

NCC	Sports&Games	CAP	PH
Eligibility : N	Eligibility : N	Eligibility : N	Eligibility : N
Priority : 0	Priority : 0	Priority : 0	Priority : NA

Remarks

Enter MeeSeva details for the following

Caste Certificate Application No. 455454
Income Certificate Application No.
Candidate Aadhaar No.
EWS Certificate Application No.
Mobile Number
eMail Id @

UNDERTAKING

I, DUMMY THREE will submit all the required certificates in original as per above list to the Chief Verification Officer at the time of Certificate Verification process and to the Principal of the Institution where I have been provisionally alloted after seat allotment, failing

The Candidate details as entered in TG ECET Application form are displayed (which cannot be edited/modified by the candidate). For any modifications, the same may please be brought to the notice of Officials at the time of Certificate Verification.

The Special Category details like NCC/SPORTS/CAP/PH will be shown as **N** for all the candidates before Certificate Verification.

The candidates eligible for NCC/SPORTS/CAP/PH Categories have to attend at Government Polytechnic, Masab Tank as per the schedule given in List of HLCs Annexure-I placed in the website: https://tgecet.nic .in

Entry of Caste, Income Certificate and EWS Certificate details, if applicable

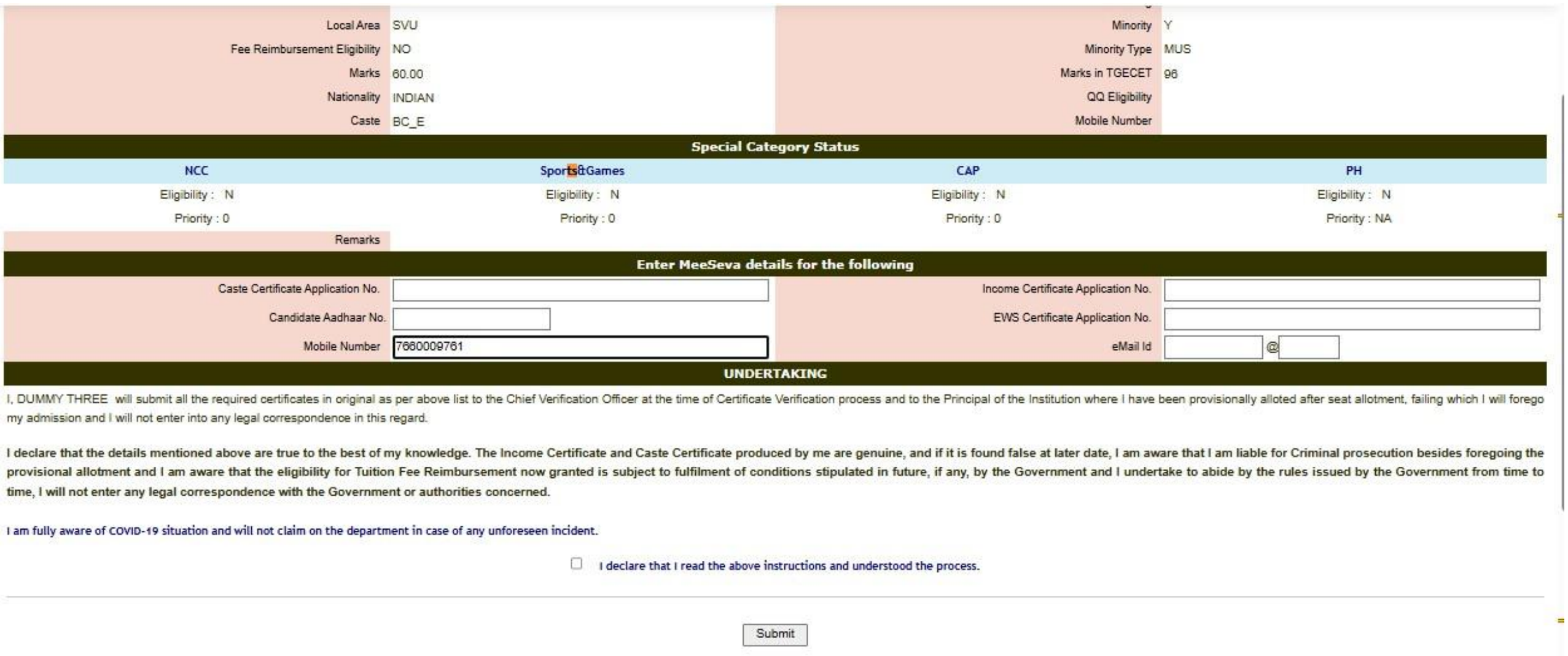

Local Area SVU
Minority Y
Fee Reimbursement Eligibility NO
Minority Type MUS
Marks 60.00
Marks in TGECET 96
Nationality INDIAN
QQ Eligibility
Caste BC_E
Mobile Number

Special Category Status

NCC	Sports&Games	CAP	PH
Eligibility : N	Eligibility : N	Eligibility : N	Eligibility : N
Priority : 0	Priority : 0	Priority : 0	Priority : NA

Remarks

Enter MeeSeva details for the following

Caste Certificate Application No.
Income Certificate Application No.
Candidate Aadhaar No.
EWS Certificate Application No.
Mobile Number 7660009761
eMail Id @

UNDERTAKING

I, DUMMY THREE will submit all the required certificates in original as per above list to the Chief Verification Officer at the time of Certificate Verification process and to the Principal of the Institution where I have been provisionally alloted after seat allotment, failing which I will forego my admission and I will not enter into any legal correspondence in this regard.

I declare that the details mentioned above are true to the best of my knowledge. The Income Certificate and Caste Certificate produced by me are genuine, and if it is found false at later date, I am aware that I am liable for Criminal prosecution besides foregoing the provisional allotment and I am aware that the eligibility for Tuition Fee Reimbursement now granted is subject to fulfilment of conditions stipulated in future, if any, by the Government and I undertake to abide by the rules issued by the Government from time to time, I will not enter any legal correspondence with the Government or authorities concerned.

I am fully aware of COVID-19 situation and will not claim on the department in case of any unforeseen incident.

☐ I declare that I read the above instructions and understood the process.

a. Enter Caste Certificate Application Number issued by Mee Seva.

b. The candidate can claim for fee reimbursement by entering the parent Income Certificate Application number which is available on the Income Certificate issued by Mee Seva.
c. The candidate can claim for EWS by entering the parent EWS Certificate Application number which is available on the EWS Certificate issued by Mee Seva.
d. The Mobile Number is important during Certificate Verification and Allotment process. The OTPs will be sent to the Mobile number as given above. The candidate is required to give his/her parent mobile number.

e. **Click on check box** as shown in the screen

The following screen appears for payment of Processing Fee.

II. PAYMENT OF PROCESSING FEE :

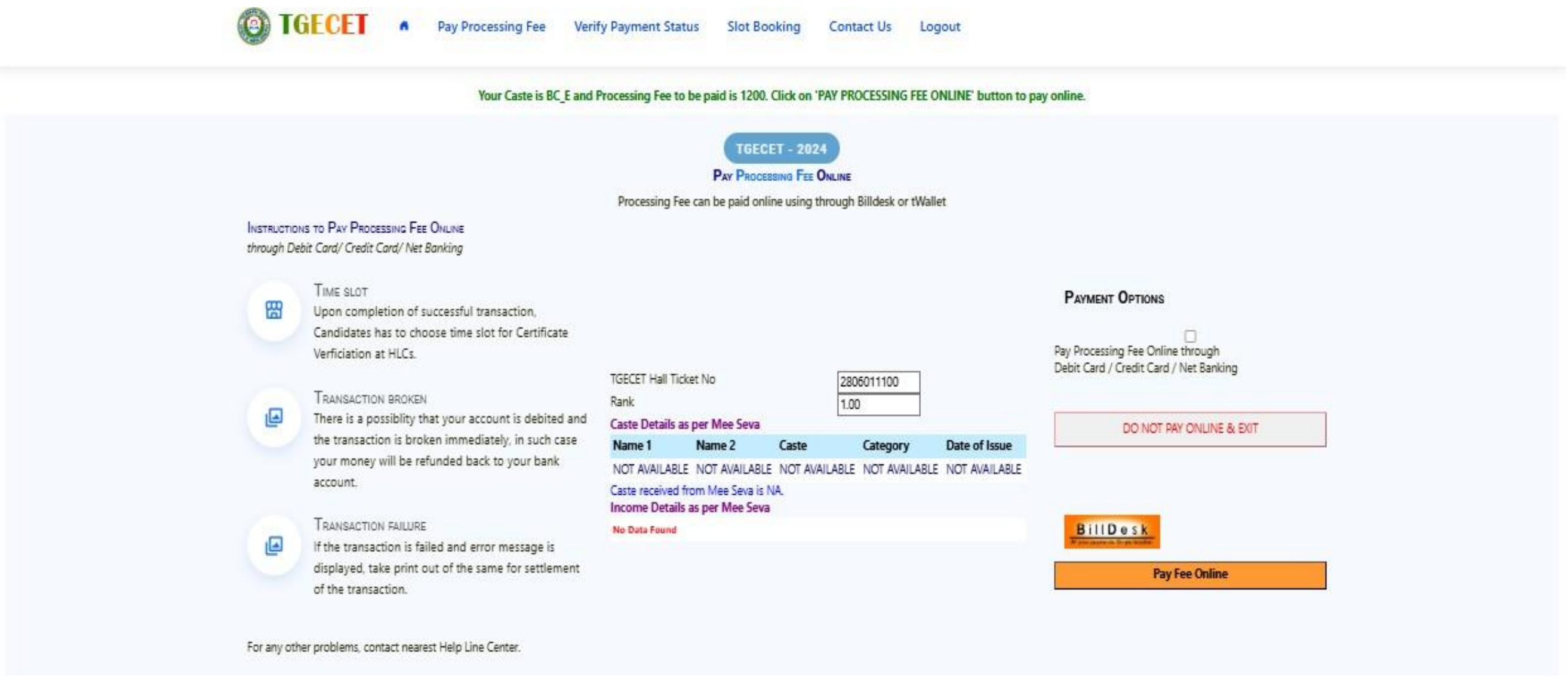

Your Caste is BC_E and Processing Fee to be paid is 1200. Click on 'PAY PROCESSING FEE ONLINE' button to pay online.

Pay Processing Fee Online

Processing Fee can be paid online using through Billdesk or tWallet

Instructions to Pay Processing Fee Online
through Debit Card/ Credit Card/ Net Banking

Time slot
Upon completion of successful transaction, Candidates has to choose time slot for Certificate Verficiation at HLCs.

Transaction broken
There is a possiblity that your account is debited and the transaction is broken immediately, in such case your money will be refunded back to your bank account.

Transaction failure
If the transaction is failed and error message is displayed, take print out of the same for settlement of the transaction.

For any other problems, contact nearest Help Line Center.

TGECET Hall Ticket No: 2806011100
Rank: 1.00

Caste Details as per Mee Seva

Name 1	Name 2	Caste	Category	Date of Issue
NOT AVAILABLE	NOT AVAILABLE	NOT AVAILABLE	NOT AVAILABLE	NOT AVAILABLE

Caste received from Mee Seva is NA.

Income Details as per Mee Seva

No Data Found

Payment Options

☐ Pay Processing Fee Online through Debit Card / Credit Card / Net Banking

5. **Click on check box** as shown in the screen
6. Click on **Pay Fee Online** in one of the two payment modes
   i. T-Wallet
   ii. Bill Desk

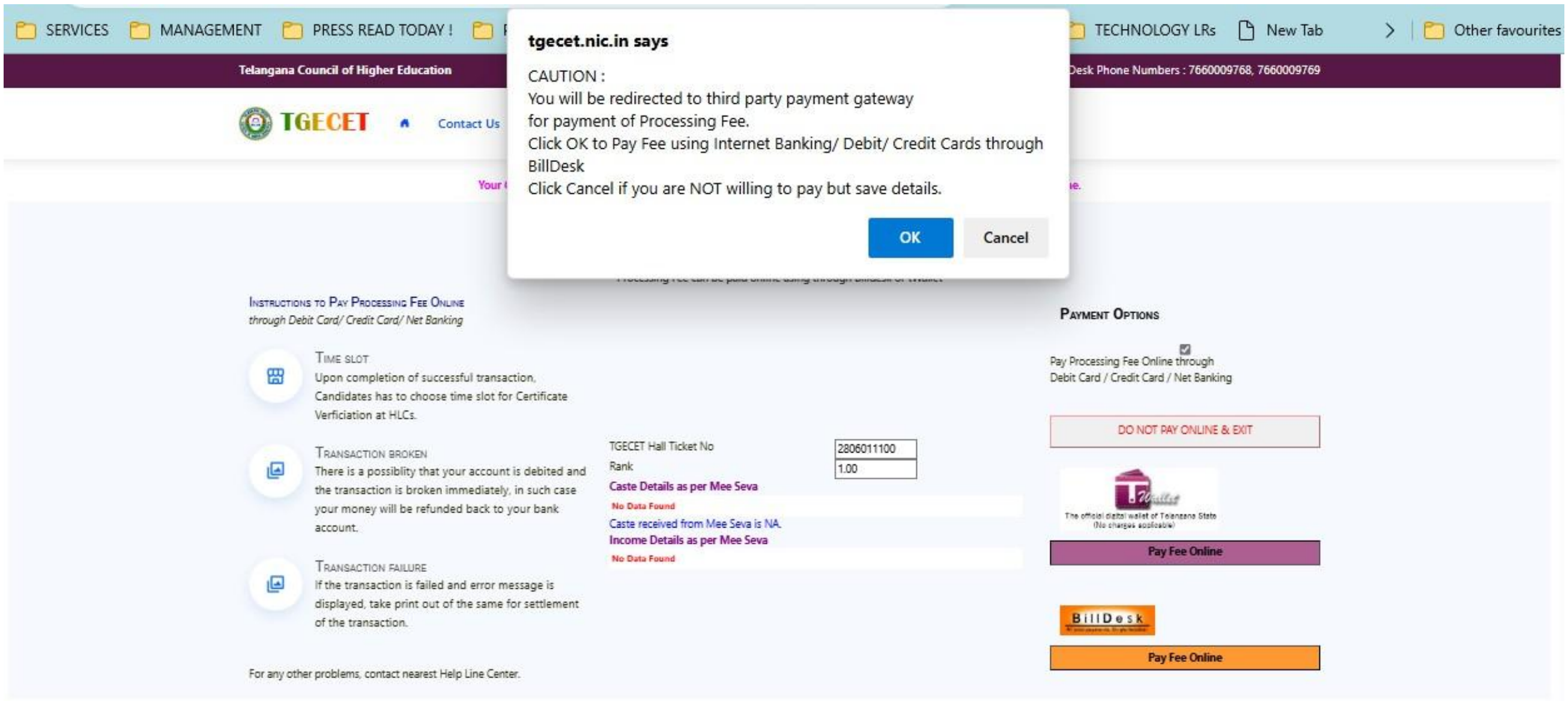
SERVICES
MANAGEMENT
PRESS READ TODAY !
TECHNOLOGY LRs
New Tab
Other favourites
Telangana Council of Higher Education
Desk Phone Numbers : 7660009768, 7660009769
TGECET
Contact Us
OK
Cancel
PAYMENT OPTIONS
DO NOT PAY ONLINE & EXIT
The official digital wallet of Telangana State (No charges applicable)
Pay Fee Online
BillDesk
Pay Fee Online

tgecet.nic.in says

CAUTION :
You will be redirected to third party payment gateway
for payment of Processing Fee.
Click OK to Pay Fee using Internet Banking/ Debit/ Credit Cards through BillDesk
Click Cancel if you are NOT willing to pay but save details.

INSTRUCTIONS TO PAY PROCESSING FEE ONLINE
through Debit Card/ Credit Card/ Net Banking

TIME SLOT
Upon completion of successful transaction, Candidates has to choose time slot for Certificate Verficiation at HLCs.

TRANSACTION BROKEN
There is a possiblity that your account is debited and the transaction is broken immediately, in such case your money will be refunded back to your bank account.

TRANSACTION FAILURE
If the transaction is failed and error message is displayed, take print out of the same for settlement of the transaction.

For any other problems, contact nearest Help Line Center.

TGECET Hall Ticket No: 2806011100
Rank: 1.00

Caste Details as per Mee Seva
No Data Found
Caste received from Mee Seva is NA.

Income Details as per Mee Seva
No Data Found

☑ Pay Processing Fee Online through Debit Card / Credit Card / Net Banking

7. Choose either payment through
   iii. Debit Card/Credit Card or
   iv. Net Banking

8. Proceed for payment of processing Fee giving appropriate details for the amount displayed on the screen and click on **Make Payment for..**

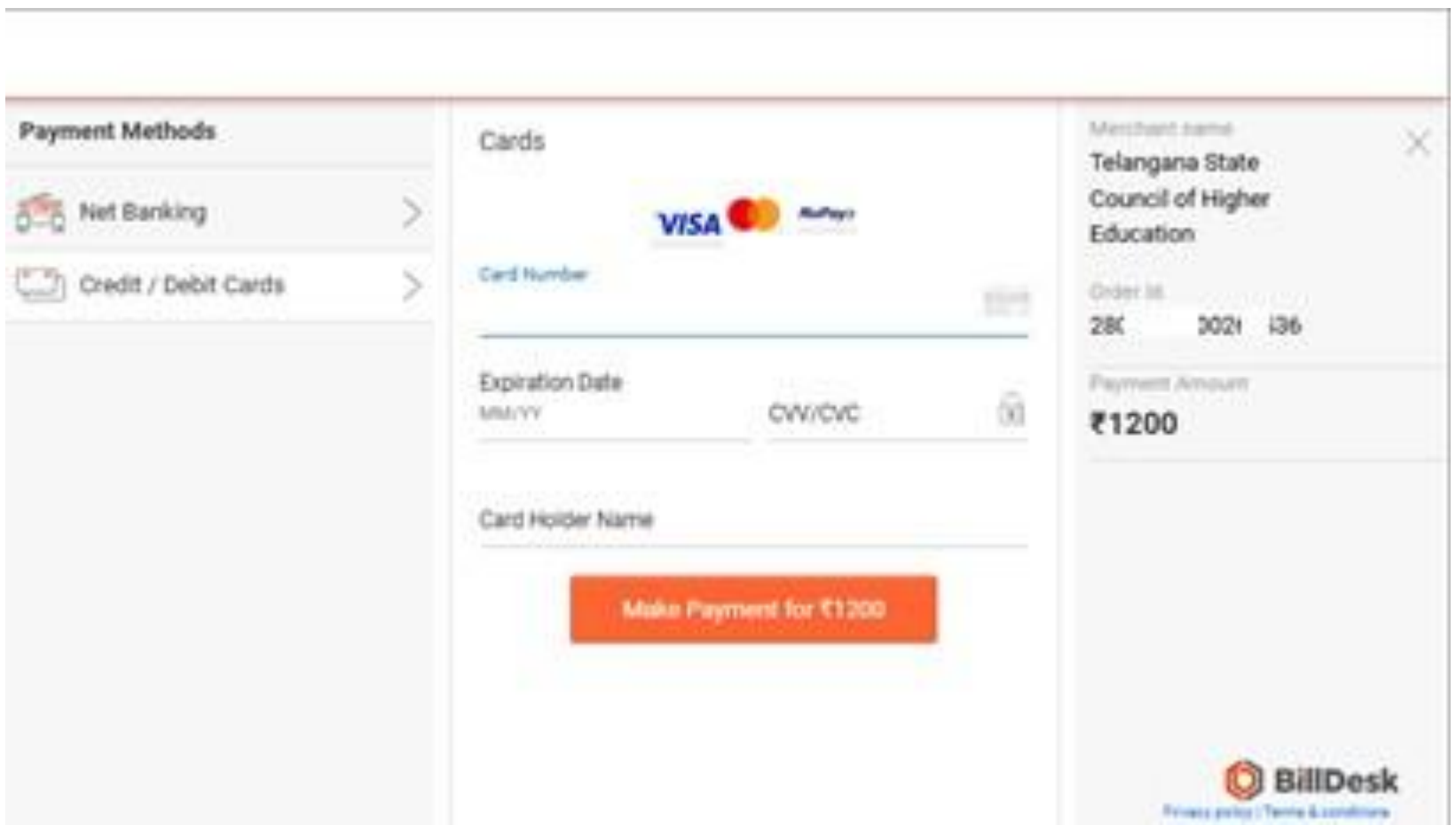
Payment Methods
Net Banking
Credit / Debit Cards
Cards
VISA
RuPay
Card Number
Expiration Date
MM/YY
CVV/CVC
Card Holder Name
Make Payment for ₹1200
BillDesk
Privacy policy | Terms & conditions

Merchant name: Telangana State Council of Higher Education
Order Id: 28[redacted]302[redacted]36
Payment Amount: ₹1200

III. VERIFY PAYMENT STATUS:

a. Click on Verify Payment Status on Homepage of https://tgecet.nic.in/ as shown in the following screen to verify payment status

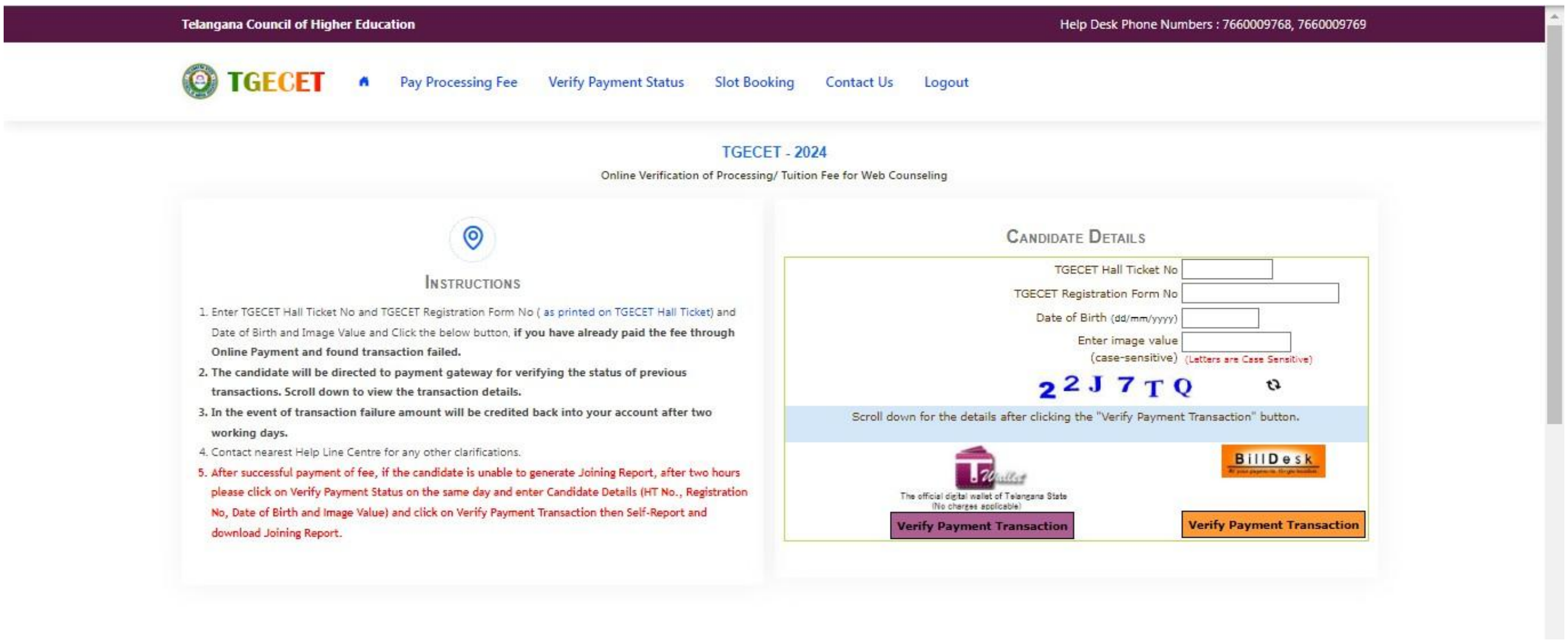
Telangana Council of Higher Education
Help Desk Phone Numbers : 7660009768, 7660009769
TGECET
Pay Processing Fee
Verify Payment Status
Slot Booking
Contact Us
Logout
Verify Payment Transaction
BillDesk
Verify Payment Transaction

TGECET - 2024

Online Verification of Processing/ Tuition Fee for Web Counseling

INSTRUCTIONS

1. Enter TGECET Hall Ticket No and TGECET Registration Form No (as printed on TGECET Hall Ticket) and Date of Birth and Image Value and Click the below button, **if you have already paid the fee through Online Payment and found transaction failed.**
2. **The candidate will be directed to payment gateway for verifying the status of previous transactions. Scroll down to view the transaction details.**
3. **In the event of transaction failure amount will be credited back into your account after two working days.**
4. Contact nearest Help Line Centre for any other clarifications.
5. After successful payment of fee, if the candidate is unable to generate Joining Report, after two hours please click on Verify Payment Status on the same day and enter Candidate Details (HT No., Registration No, Date of Birth and Image Value) and click on Verify Payment Transaction then Self-Report and download Joining Report.

CANDIDATE DETAILS

TGECET Hall Ticket No

TGECET Registration Form No

Date of Birth (dd/mm/yyyy)

Enter image value (case-sensitive) (Letters are Case Sensitive)

2 2 J 7 T Q

Scroll down for the details after clicking the "Verify Payment Transaction" button.

The official digital wallet of Telangana State (No charges applicable)

b. Enter the following candidate details for verification of payment status in the above screen

a) TG ECET Hall Ticket Number
b) TG ECET Registration Number
c) Date of Birth
d) Enter image value

c. Click on Verify Payment Transaction if already done through T-Wallet/Bill Desk as shown above

d. The following screen is displayed indicating the status of the transaction(s) done already.

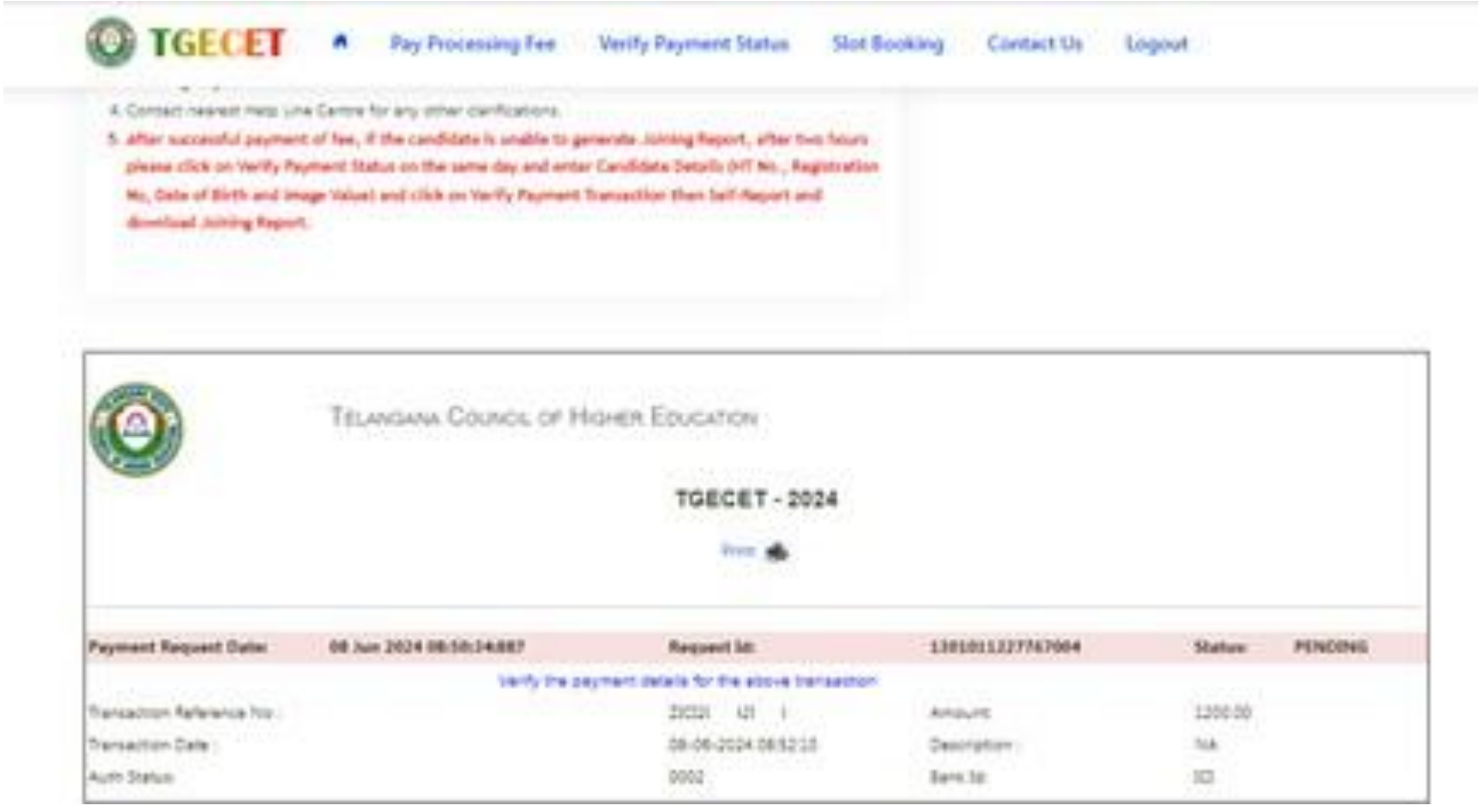
TGECET
Pay Processing Fee
Verify Payment Status
Slot Booking
Contact Us
Logout

TELANGANA COUNCIL OF HIGHER EDUCATION

TGECET - 2024

Payment Request Date: Request Id: Status: PENDING

Transaction Reference No : Amount

Transaction Date : Description

Auth Status Bank Id

e. If the transaction is successful, the status will be shown as Transaction found successful and saved in green.

f. If not successful, try once again for payment of processing fee or contact Help Desk on phone / email.

IV. SLOT BOOKING:

a. Enter website address: https://tgecet.nic .in
b. Check the Browser settings to disable Popup blocker
c. Click on Slot Booking on the Homepage as shown in the following screen:

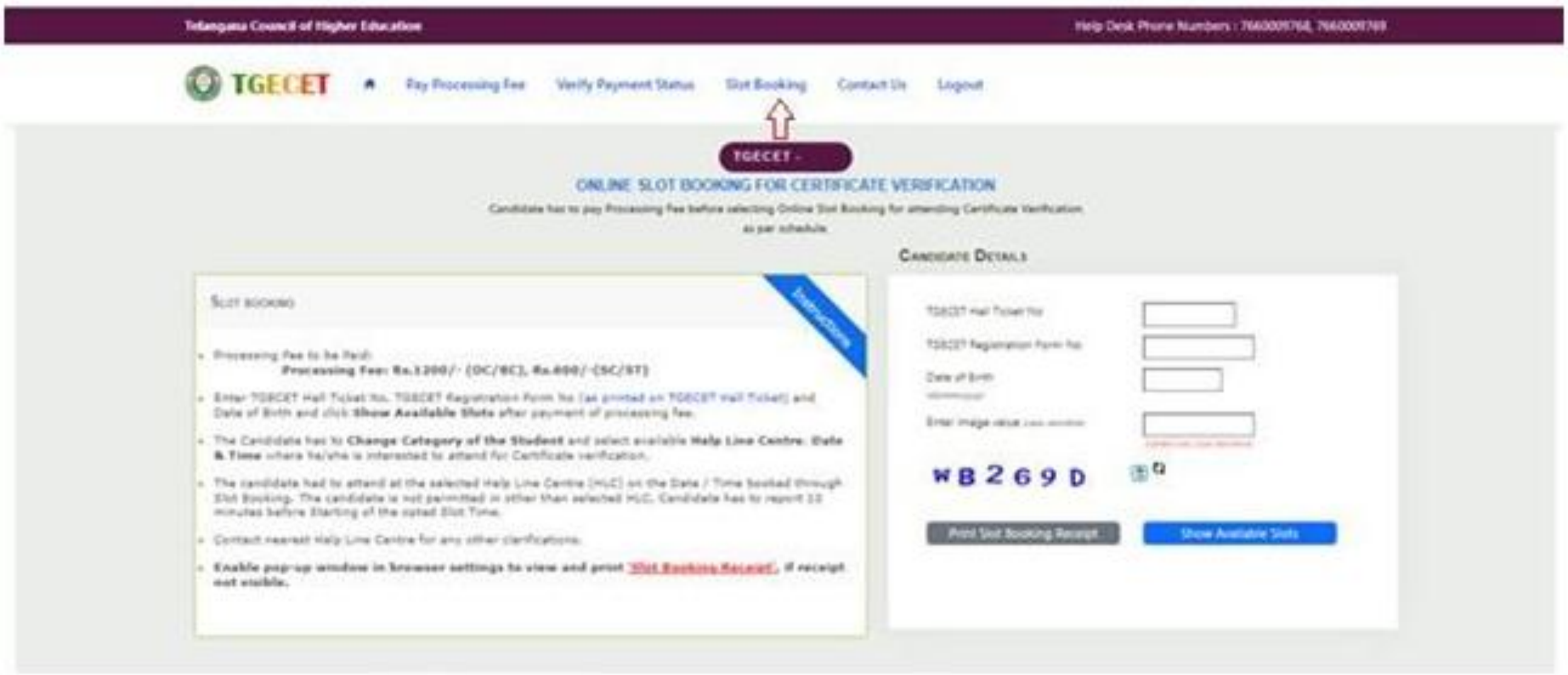
Telangana Council of Higher Education
Help Desk Phone Numbers : 7660009768, 7660009769
TGECET
Pay Processing Fee
Verify Payment Status
Slot Booking
Contact Us
Logout
TGECET -
Instructions
Candidate Details
TGECET Hall Ticket No
TGECET Registration Form No
Date of Birth
Enter image value
WB269D
Print Slot Booking Receipt
Show Available Slots

ONLINE SLOT BOOKING FOR CERTIFICATE VERIFICATION

Candidate has to pay Processing Fee before selecting Online Slot Booking for attending Certificate Verification as per schedule.

SLOT BOOKING

- Processing Fee to be Paid:
  Processing Fee: Rs.1200/- (OC/BC), Rs.600/-(SC/ST)
- Enter TGECET Hall Ticket No, TGECET Registration Form No (as printed on TGECET Hall Ticket) and Date of Birth and click **Show Available Slots** after payment of processing fee.
- The Candidate has to **Change Category of the Student** and select available **Help Line Centre, Date & Time** where he/she is interested to attend for Certificate verification.
- The candidate had to attend at the selected Help Line Centre (HLC) on the Date / Time booked through Slot Booking. The candidate is not permitted in other than selected HLC. Candidate has to report 10 minutes before Starting of the opted Slot Time.
- Contact nearest Help Line Centre for any other clarifications.
- **Enable pop-up window in browser settings to view and print 'Slot Booking Receipt', if receipt not visible.**

d. The following screen appears.

a) Select ALL for OC/BC/SC/ST candidates who are not under Special Categories viz PH/NCC/CAP/SPORTS The candidates belonging to Special Categories PH/NCC/CAP/SPORTS can choose PH/NCC/CAP/SPORTS in Category of the Student as per their eligibility

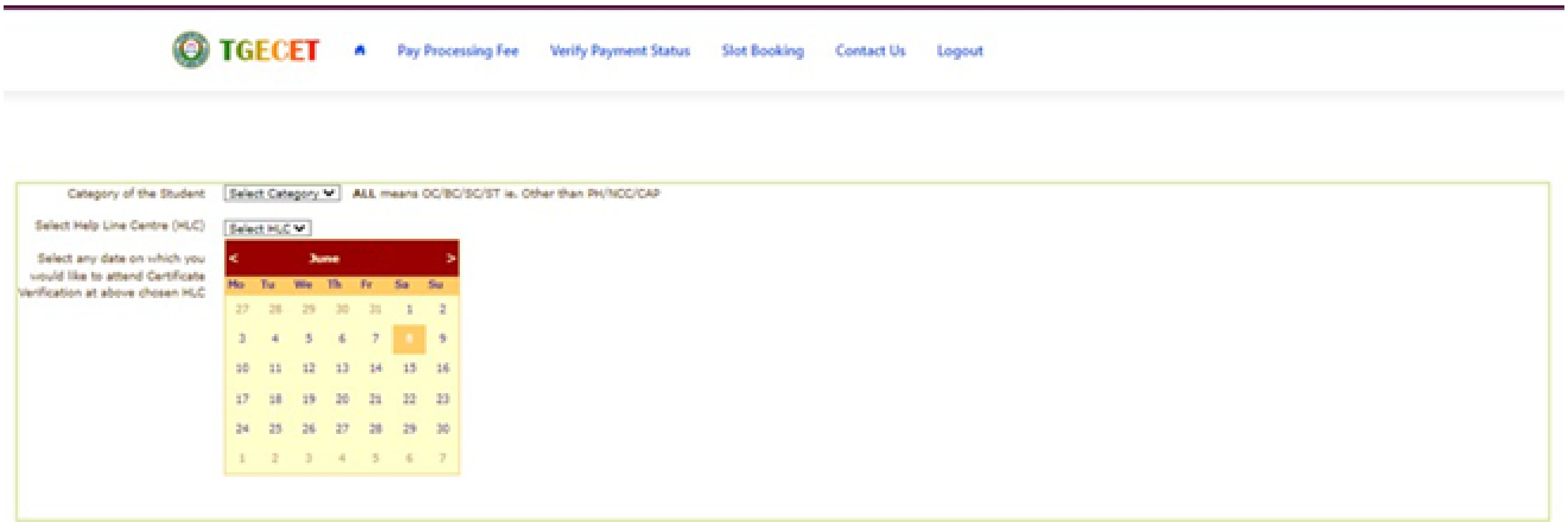
TGECET
Pay Processing Fee
Verify Payment Status
Slot Booking
Contact Us
Logout
June
Mo
Tu
We
Th
Fr
Sa
Su
27 28 29 30 31 1 2
3 4 5 6 7 8 9
10 11 12 13 14 15 16
17 18 19 20 21 22 23
24 25 26 27 28 29 30
1 2 3 4 5 6 7

Category of the Student: Select Category — **ALL** means OC/BC/SC/ST ie. Other than PH/NCC/CAP

Select Help Line Centre (HLC): Select HLC

Select any date on which you would like to attend Certificate Verification at above chosen HLC

b) Select the desired Help Line Center(HLC) as shown above

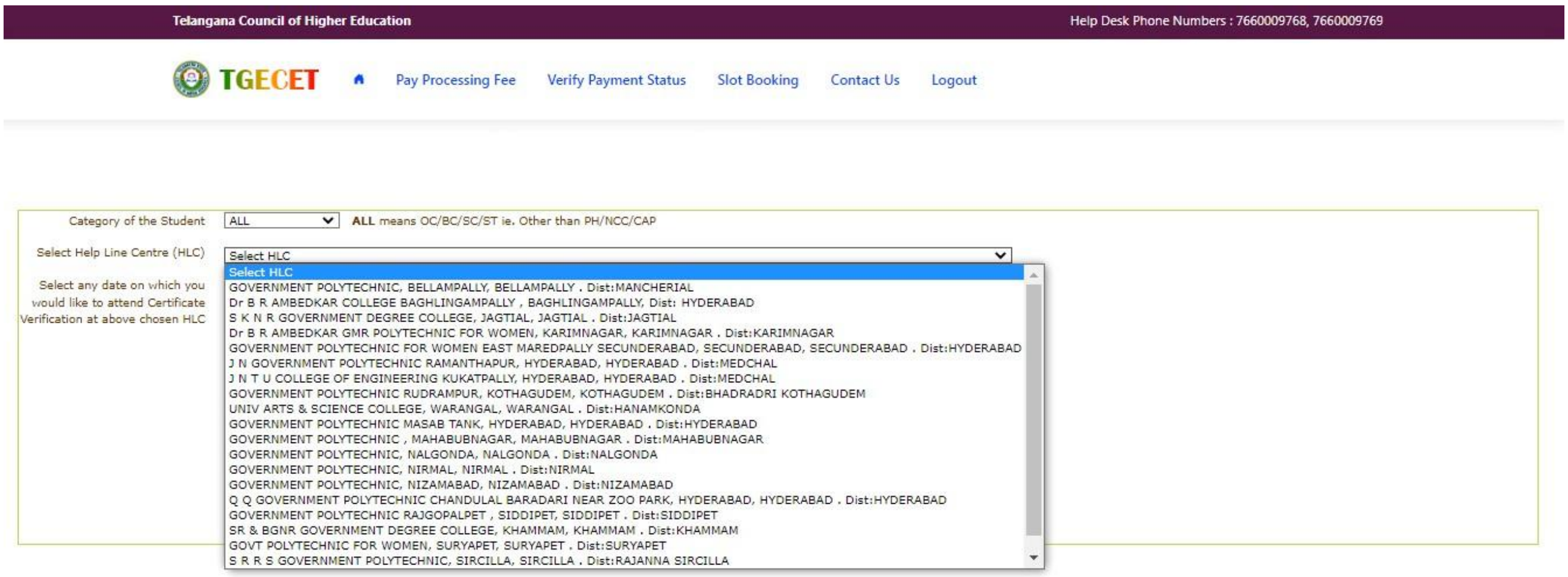
Telangana Council of Higher Education
Help Desk Phone Numbers : 7660009768, 7660009769
TGECET
Pay Processing Fee
Verify Payment Status
Slot Booking
Contact Us
Logout

Category of the Student: ALL — **ALL** means OC/BC/SC/ST ie. Other than PH/NCC/CAP

Select Help Line Centre (HLC): Select HLC

Select any date on which you would like to attend Certificate Verification at above chosen HLC

Select HLC
GOVERNMENT POLYTECHNIC, BELLAMPALLY, BELLAMPALLY . Dist:MANCHERIAL
Dr B R AMBEDKAR COLLEGE BAGHLINGAMPALLY , BAGHLINGAMPALLY, Dist: HYDERABAD
S K N R GOVERNMENT DEGREE COLLEGE, JAGTIAL, JAGTIAL . Dist:JAGTIAL
Dr B R AMBEDKAR GMR POLYTECHNIC FOR WOMEN, KARIMNAGAR, KARIMNAGAR . Dist:KARIMNAGAR
GOVERNMENT POLYTECHNIC FOR WOMEN EAST MAREDPALLY SECUNDERABAD, SECUNDERABAD, SECUNDERABAD . Dist:HYDERABAD
J N GOVERNMENT POLYTECHNIC RAMANTHAPUR, HYDERABAD, HYDERABAD . Dist:MEDCHAL
J N T U COLLEGE OF ENGINEERING KUKATPALLY, HYDERABAD, HYDERABAD . Dist:MEDCHAL
GOVERNMENT POLYTECHNIC RUDRAMPUR, KOTHAGUDEM, KOTHAGUDEM . Dist:BHADRADRI KOTHAGUDEM
UNIV ARTS & SCIENCE COLLEGE, WARANGAL, WARANGAL . Dist:HANAMKONDA
GOVERNMENT POLYTECHNIC MASAB TANK, HYDERABAD, HYDERABAD . Dist:HYDERABAD
GOVERNMENT POLYTECHNIC , MAHABUBNAGAR, MAHABUBNAGAR . Dist:MAHABUBNAGAR
GOVERNMENT POLYTECHNIC, NALGONDA, NALGONDA . Dist:NALGONDA
GOVERNMENT POLYTECHNIC, NIRMAL, NIRMAL . Dist:NIRMAL
GOVERNMENT POLYTECHNIC, NIZAMABAD, NIZAMABAD . Dist:NIZAMABAD
Q Q GOVERNMENT POLYTECHNIC CHANDULAL BARADARI NEAR ZOO PARK, HYDERABAD, HYDERABAD . Dist:HYDERABAD
GOVERNMENT POLYTECHNIC RAJGOPALPET , SIDDIPET, SIDDIPET . Dist:SIDDIPET
SR & BGNR GOVERNMENT DEGREE COLLEGE, KHAMMAM, KHAMMAM . Dist:KHAMMAM
GOVT POLYTECHNIC FOR WOMEN, SURYAPET, SURYAPET . Dist:SURYAPET
S R R S GOVERNMENT POLYTECHNIC, SIRCILLA, SIRCILLA . Dist:RAJANNA SIRCILLA

c) Select the date as shown in the screen below:

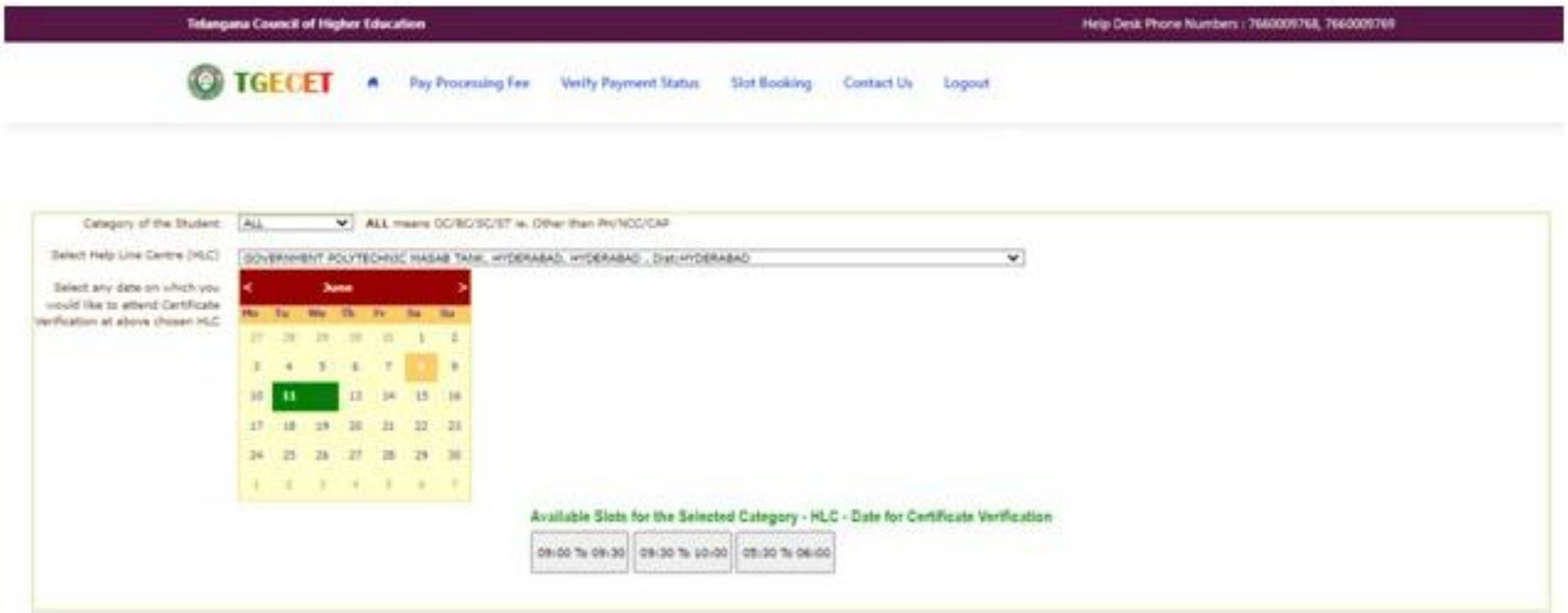
Telangana Council of Higher Education
Help Desk Phone Numbers : 7660009768, 7660009769
TGECET
Pay Processing Fee
Verify Payment Status
Slot Booking
Contact Us
Logout
June
Mo Tu We Th Fr Sa Su
09:00 To 09:30
09:30 To 10:00
05:30 To 06:00

Category of the Student: ALL — ALL means OC/BC/SC/ST ie. Other than PH/NCC/CAP

Select Help Line Centre (HLC): GOVERNMENT POLYTECHNIC MASAB TANK, HYDERABAD, HYDERABAD . Dist:HYDERABAD

Select any date on which you would like to attend Certificate Verification at above chosen HLC

Available Slots for the Selected Category - HLC - Date for Certificate Verification

d) The Green indicates the available slots. Select the desired Date in Green

e) The available time slots from 9:00 AM to 6:00 PM are displayed as below and choose the convenient time slot at desired HLC for Certificate Verification.

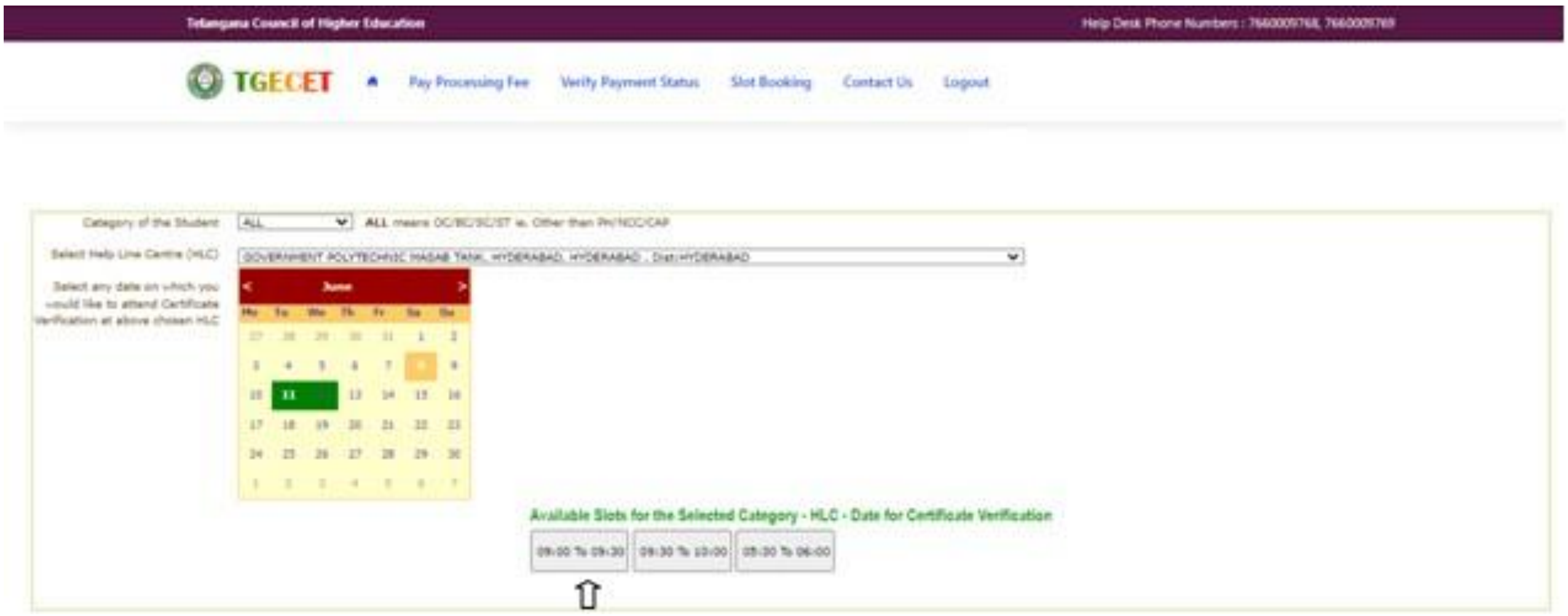
Telangana Council of Higher Education
Help Desk Phone Numbers : 7660009768, 7660009769
TGECET
Pay Processing Fee
Verify Payment Status
Slot Booking
Contact Us
Logout
June
Mo Tu We Th Fr Sa Su
09:00 To 09:30
09:30 To 10:00
05:30 To 06:00

Category of the Student: ALL — ALL means OC/BC/SC/ST ie. Other than PH/NCC/CAP

Select Help Line Centre (HLC): GOVERNMENT POLYTECHNIC MASAB TANK, HYDERABAD, HYDERABAD . Dist:HYDERABAD

Select any date on which you would like to attend Certificate Verification at above chosen HLC

Available Slots for the Selected Category - HLC - Date for Certificate Verification

f) The following screen appears if there are available slots at the chosen date and time for that HLC. Click Yes as given in the screen to confirm the Slot for Certificate Verification.

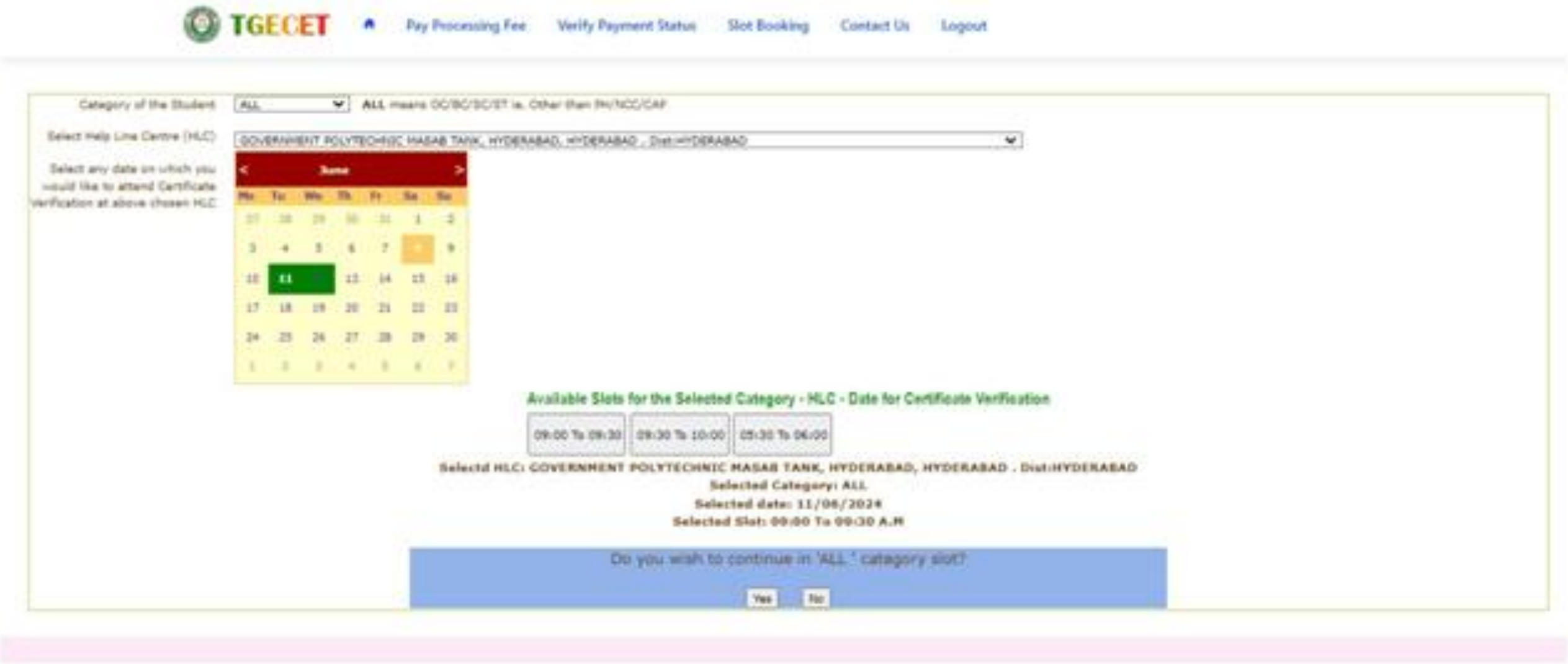
TGECET
Pay Processing Fee
Verify Payment Status
Slot Booking
Contact Us
Logout
June
Mo Tu We Th Fr Sa Su
09:00 To 09:30
09:30 To 10:00
05:30 To 06:00
Yes
No

Category of the Student: ALL — ALL means OC/BC/SC/ST ie. Other than PH/NCC/CAP

Select Help Line Centre (HLC): GOVERNMENT POLYTECHNIC MASAB TANK, HYDERABAD, HYDERABAD . Dist:HYDERABAD

Select any date on which you would like to attend Certificate Verification at above chosen HLC

Available Slots for the Selected Category - HLC - Date for Certificate Verification

Selectd HLC: GOVERNMENT POLYTECHNIC MASAB TANK, HYDERABAD, HYDERABAD . Dist:HYDERABAD
Selected Category: ALL
Selected date: 11/06/2024
Selected Slot: 09:00 To 09:30 A.M

Do you wish to continue in 'ALL ' catagory slot?

g) On confirmation of the slot, the following screen appears

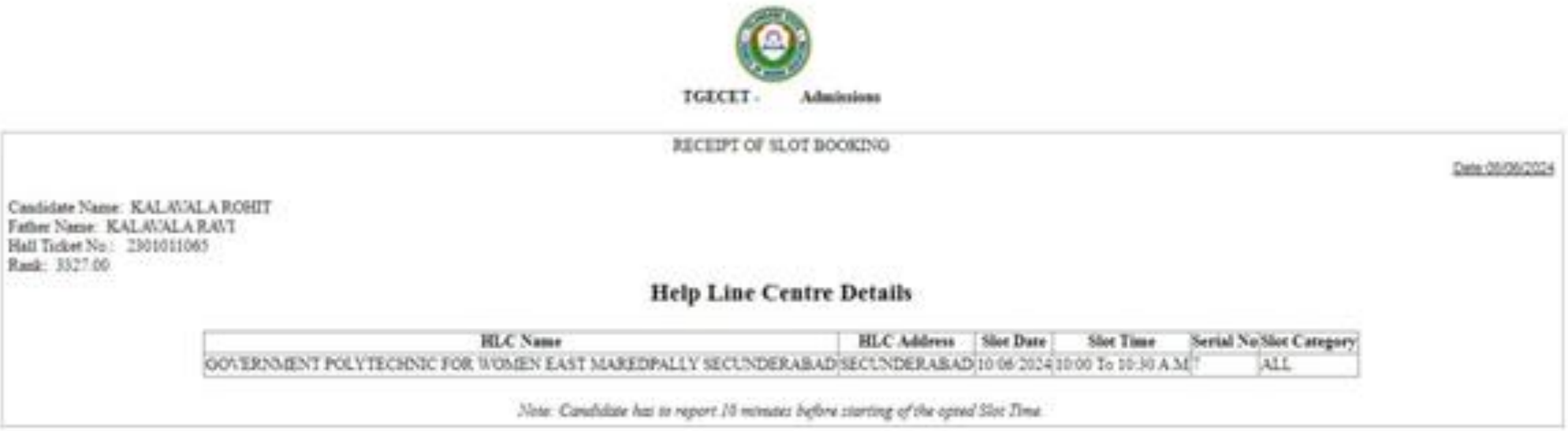

TGECET - Admissions

RECEIPT OF SLOT BOOKING

Date:08/06/2024

Candidate Name: KALAVALA ROHIT
Father Name: KALAVALA RAVI
Hall Ticket No.: 2301011065
Rank: 3327.00

Help Line Centre Details

HLC Name	HLC Address	Slot Date	Slot Time	Serial No	Slot Category
GOVERNMENT POLYTECHNIC FOR WOMEN EAST MAREDPALLY SECUNDERABAD	SECUNDERABAD	10/06/2024	10:00 To 10:30 A.M	7	ALL

Note: Candidate has to report 10 minutes before starting of the opted Slot Time.

h) On confirmation of the slot, the following screen may occur in some of the Systems, wherein the popup blocker in the Browser should be disabled.

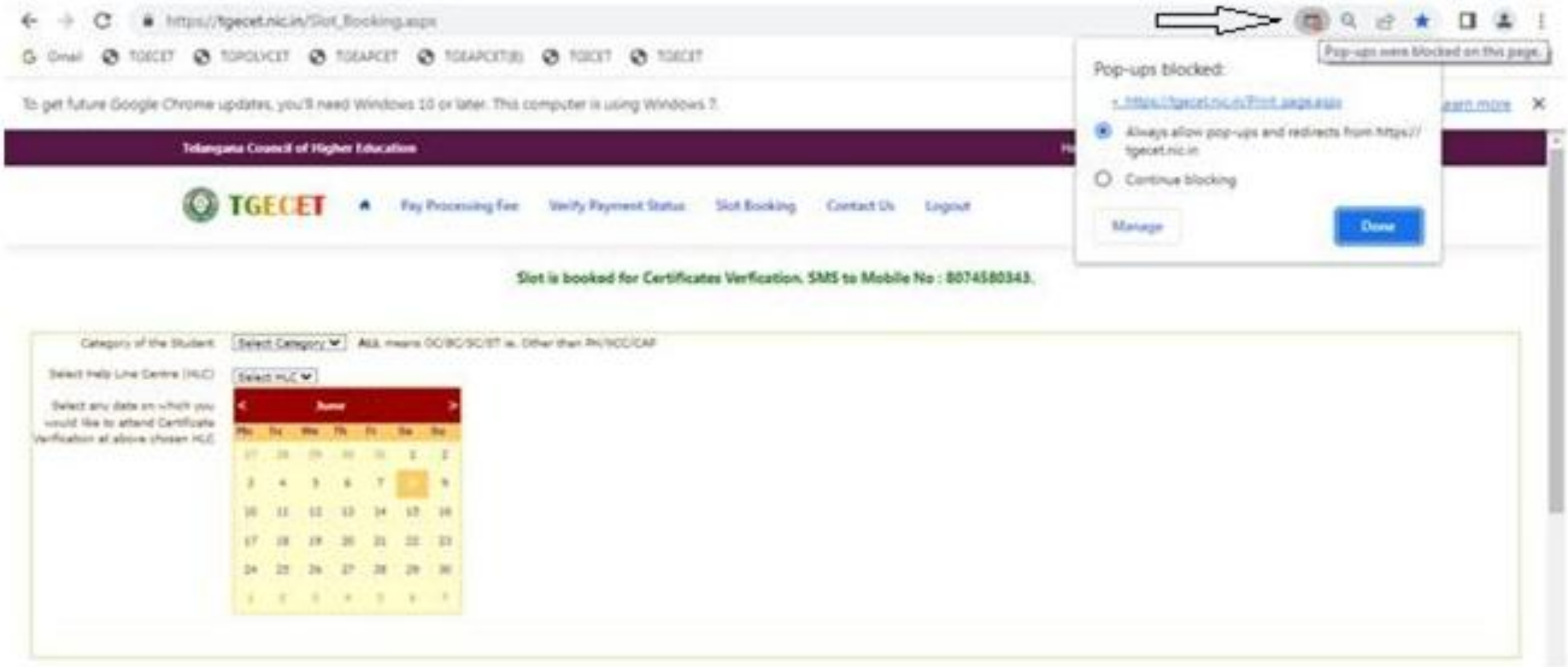

https://tgecet.nic.in/Slot_Booking.aspx
Pop-ups were blocked on this page.
Pop-ups blocked:
https://tgecet.nic.in/Print_page.aspx
Always allow pop-ups and redirects from https://tgecet.nic.in
Continue blocking
Manage
Done
Telangana Council of Higher Education
TGECET
Pay Processing Fee
Verify Payment Status
Slot Booking
Contact Us
Logout
Category of the Student
Select Category
Select Help Line Centre (HLC)
Select HLC
June

Slot is booked for Certificates Verification. SMS to Mobile No : 8074580343.

i) The candidate will receive the confirmation of the slot booking date and time and slot through SMS.

j) All the Special Category candidates can choose NCC/ SPORTS/ CAP/ PH instead of ALL as per their eligibility and the Candidates are required to refer Detailed Notification as per the schedule given in List of HLCs Annexure-I placed in the website: https://tgecet.nic .in

V. CERTIFICATE VERIFICATION:

a. The Candidate is required to attend Certificate Verification on the slot booked HLC on the Date & Time without fail.

b. After Certificate Verification, the Candidate will be given Receipt of Certificate(ROC)

c. During Certificate Verification, the Candidate is required to check with Registration/Verification Officers at HLC whether his/her Mobile Number is correctly entered.

d. The candidate will receive Login ID through SMS to the Registered Mobile as soon as the Certificate Verification is completed. This Login id SMS is confidential and should not be shared with anyone and has to be saved throughout the counseling process is completed.

VI. OPTION ENTRY

a. The Candidate is required to **generate Password after Certificate Verification**

b. The Password generation can be done as follows:

   i. The Candidate is required to keep his ROC Form, Hall Ticket and Rank Card ready before generating Candidate Password.

   ii. Enter the website: https://tgecet.nic.in in the Browser.

   iii. Click on Candidate Registration as given below on the homepage of the website

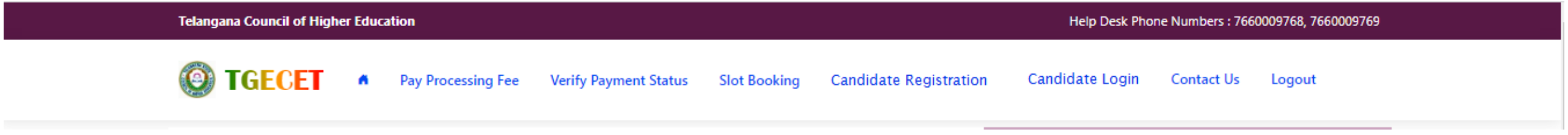
Telangana Council of Higher Education
Help Desk Phone Numbers : 7660009768, 7660009769
TGECET
Pay Processing Fee
Verify Payment Status
Slot Booking
Candidate Registration
Candidate Login
Contact Us
Logout

c. The Candidate has to generate Password through Candidate Registration available on the homepage as shown above. The following screen appears.

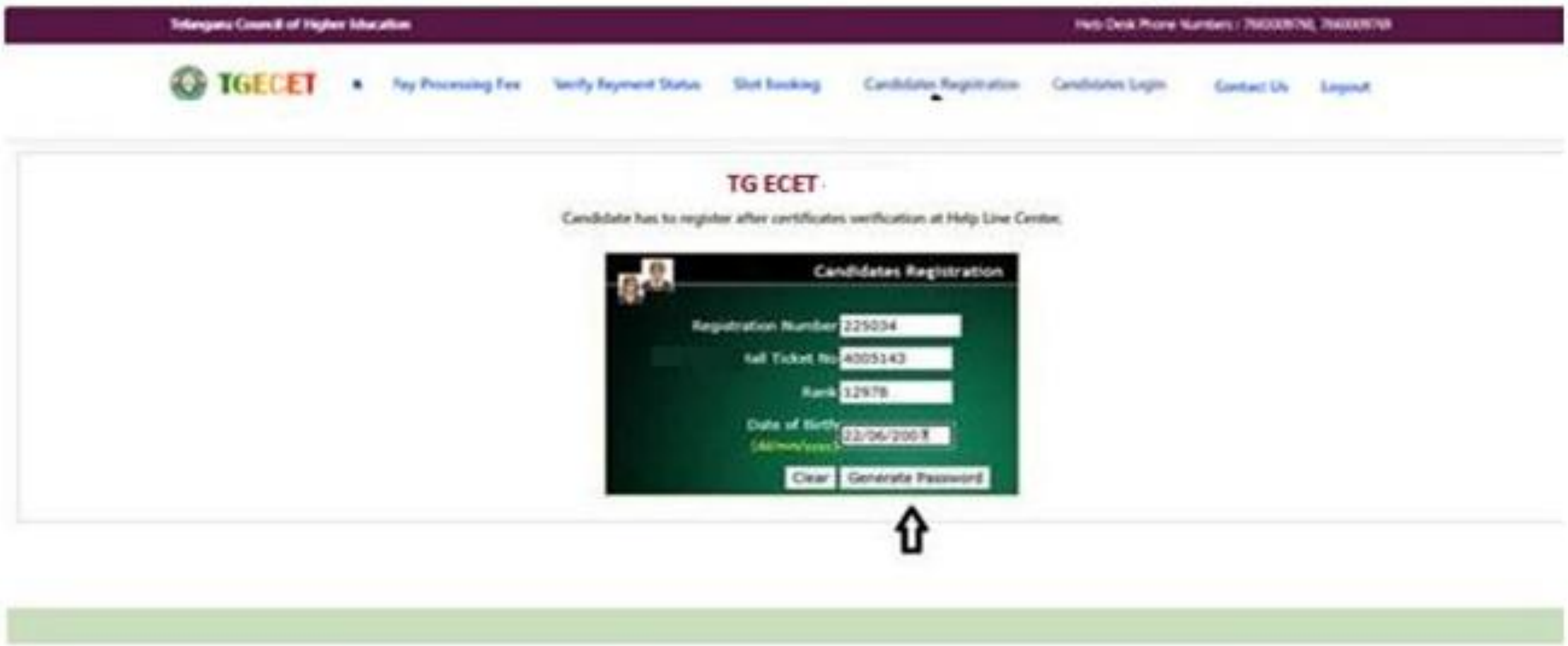
Telangana Council of Higher Education
TGECET
Pay Processing Fee
Verify Payment Status
Slot Booking
Candidates Registration
Candidates Login
Contact Us
Logout
TG ECET
Candidates Registration
Clear
Generate Password

Candidate has to register after certificates verification at Help Line Center.

Registration Number 225034

Hall Ticket No 4005143

Rank 12978

Date of Birth (dd/mm/yyyy) 22/06/2007

   i. Enter Registration Number (as given in TG ECET Hall Ticket), TG ECET Hall Ticket Number, Rank and Date of Birth as shown in the above screen.

   ii. Click on Generate Password as shown above

   iii. The following screen is displayed to create new password.

   iv. Enter the Password in the text box as shown in the below screen.

   v. Re enter the same Password as given below.

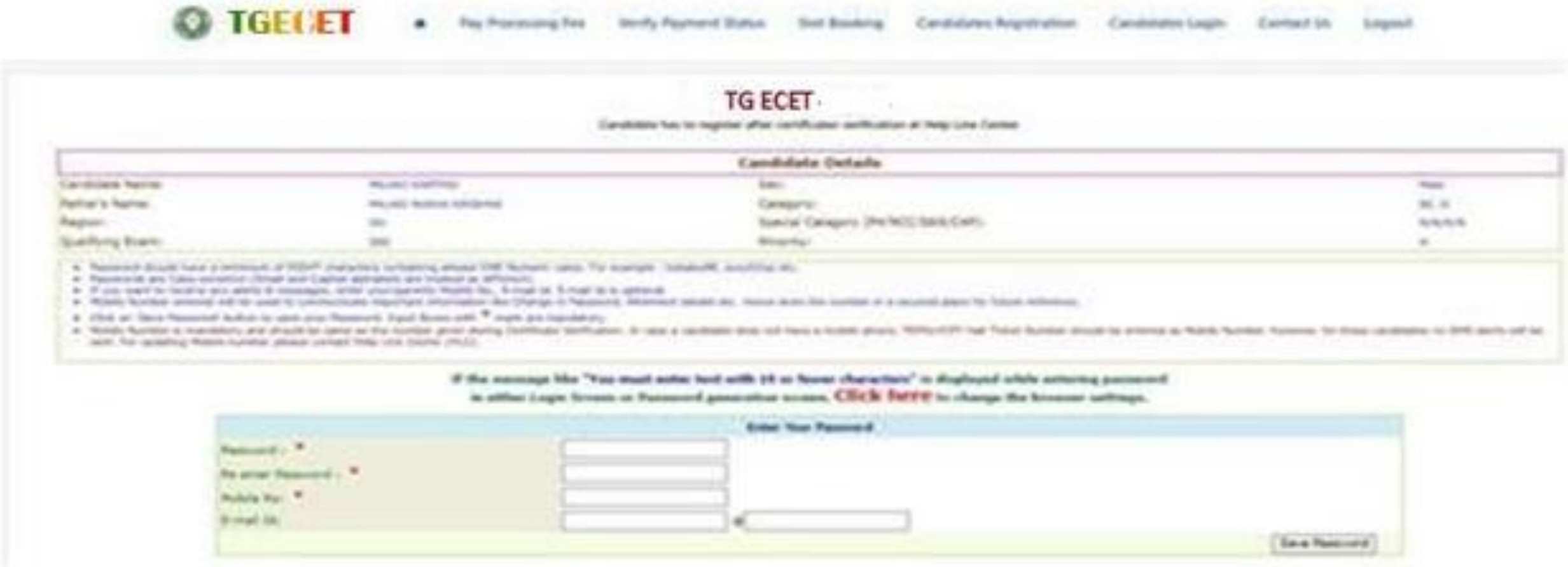
TGECET
TG ECET
Candidate Details
Click here
Enter Your Password
Password : *
Re enter Password : *
Mobile No: *
E-mail ID:
Save Password

    vi. Enter the Registered Mobile Number as given in Certificate Verification and Email ID.
    vii. The Candidate receives confirmation of new password created through SMS to the Registered Mobile Number.
    viii. The Candidate is required to
        a) Take a printout of Manual Option form available from the website.
        b) Prepare College and Branch in priority wise in the Manual Option form for clarity in choosing College and Branches.
        c) Keep the Mobile having registered Mobile Number handy

d. Enter the website of https://tgecet.nic .in for Option Entry
e. Select **Candidates Login** in the website.

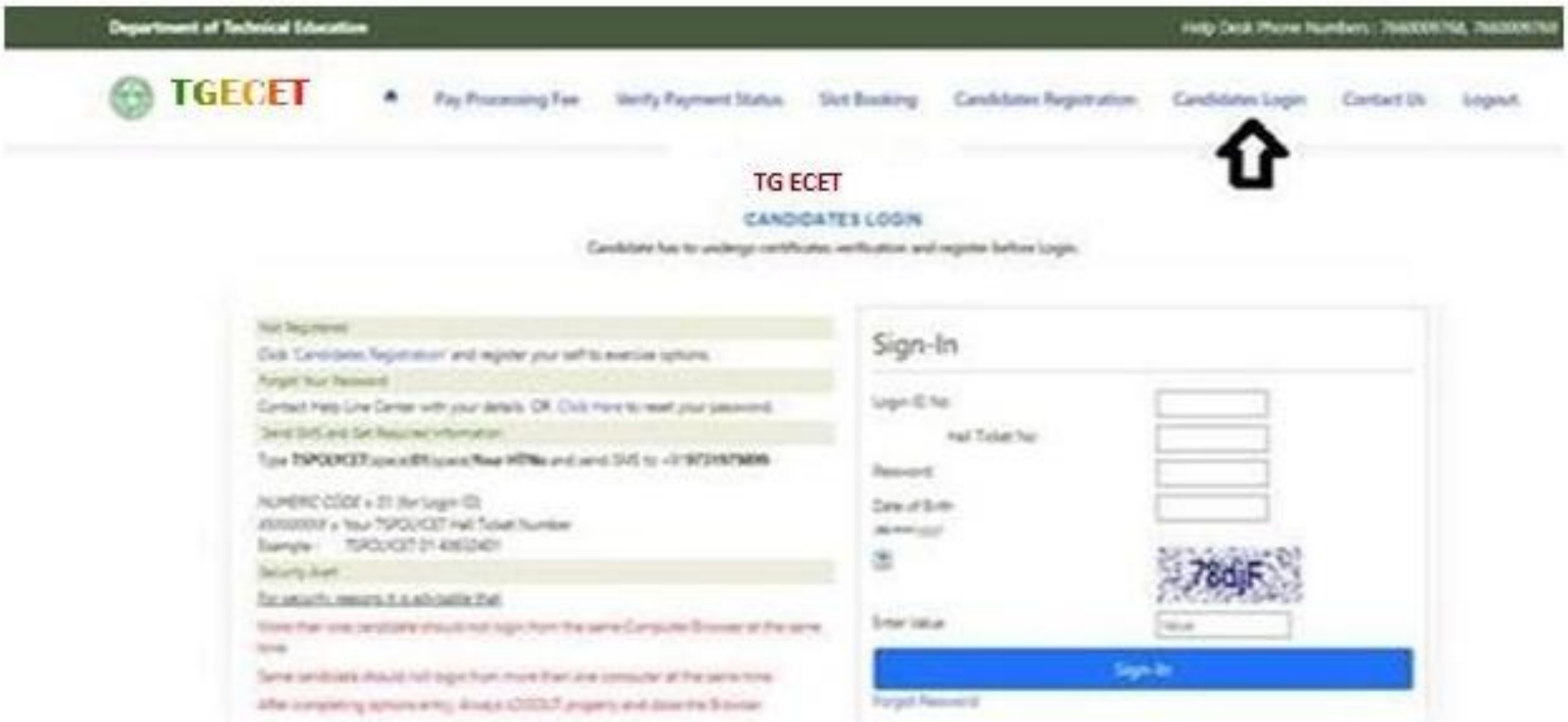

Department of Technical Education
TGECET
Pay Processing Fee
Verify Payment Status
Slot Booking
Candidates Registration
Candidates Login
Contact Us
Logout
Sign-In
Login ID No
Hall Ticket No
Password
Date of Birth
Enter Value
Sign-In
Forgot Password

TG ECET

CANDIDATES LOGIN

Candidate has to undergo certificates verification and register before Login.

Not Registered

Click 'Candidates Registration' and register your self to exercise options.

Forgot Your Password

Contact Help Line Center with your details. OR Click Here to reset your password.

f. Enter the following details:
    i. Login ID Number(as received through SMS to Registered Mobile Number after Certificate Verification)
    ii. TG ECET Hall Ticket Number
    iii. Password
    iv. Date of Birth as given in ROC
    v. Enter Captcha correctly in Enter Value
    vi. Click on Sign-in

g. After Sign-In button, One Time Password (OTP) will be sent to the Candidate Registered Mobile Number.
    i. Please Enter OTP received as per screen given below
    ii. Click on check box under Declaration
    iii. Click on **Click here for Option Entry**

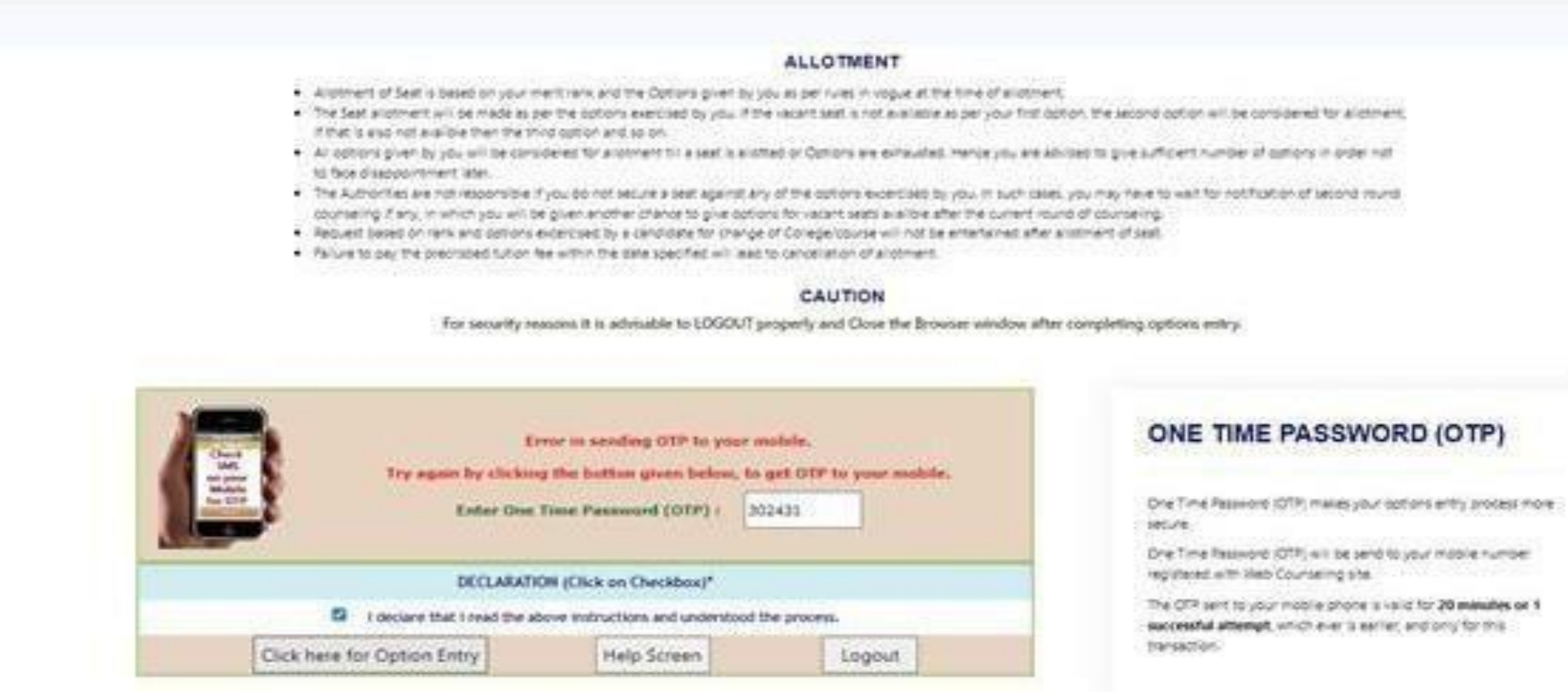

ALLOTMENT

- Allotment of Seat is based on your merit rank and the Options given by you as per rules in vogue at the time of allotment.
- The Seat allotment will be made as per the options exercised by you. If the vacant seat is not available as per your first option, the second option will be considered for allotment, if that is also not availble then the third option and so on.
- All options given by you will be considered for allotment till a seat is allotted or Options are exhausted. Hence you are advised to give sufficient number of options in order not to face disappointment later.
- The Authorities are not responsible if you do not secure a seat against any of the options exercised by you. In such cases, you may have to wait for notification of second round counseling if any, in which you will be given another chance to give options for vacant seats availble after the current round of counseling.
- Request based on rank and options exercised by a candidate for change of College/course will not be entertained after allotment of seat.
- Failure to pay the prescribed tution fee within the date specified will lead to cancellation of allotment.

CAUTION

For security reasons it is advisable to LOGOUT properly and Close the Browser window after completing options entry.

Error in sending OTP to your mobile.

Try again by clicking the button given below, to get OTP to your mobile.

Enter One Time Password (OTP) : 302431

DECLARATION (Click on Checkbox)*

☑ I declare that I read the above instructions and understood the process.

ONE TIME PASSWORD (OTP)

One Time Password (OTP) makes your options entry process more secure.

One Time Password (OTP) will be send to your mobile number registered with Web Counseling site.

The OTP sent to your mobile phone is valid for **20 minutes or 1 successful attempt**, which ever is earlier, and only for this transaction.

h. The following Screen appears with list of Districts and list of Courses is displayed

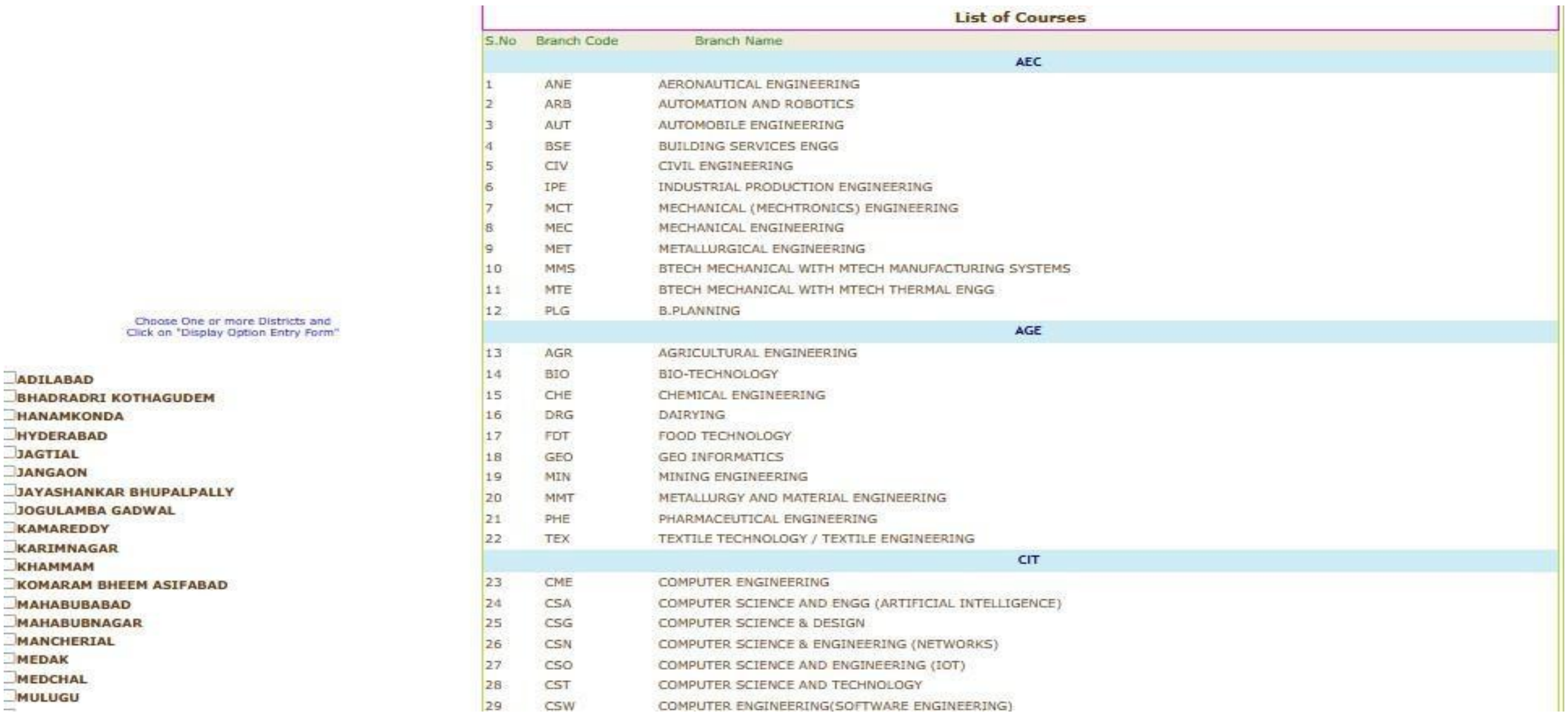

Choose One or more Districts and Click on "Display Option Entry Form"

☐ ADILABAD
☐ BHADRADRI KOTHAGUDEM
☐ HANAMKONDA
☐ HYDERABAD
☐ JAGTIAL
☐ JANGAON
☐ JAYASHANKAR BHUPALPALLY
☐ JOGULAMBA GADWAL
☐ KAMAREDDY
☐ KARIMNAGAR
☐ KHAMMAM
☐ KOMARAM BHEEM ASIFABAD
☐ MAHABUBABAD
☐ MAHABUBNAGAR
☐ MANCHERIAL
☐ MEDAK
☐ MEDCHAL
☐ MULUGU

List of Courses

S.No	Branch Code	Branch Name
		AEC
1	ANE	AERONAUTICAL ENGINEERING
2	ARB	AUTOMATION AND ROBOTICS
3	AUT	AUTOMOBILE ENGINEERING
4	BSE	BUILDING SERVICES ENGG
5	CIV	CIVIL ENGINEERING
6	IPE	INDUSTRIAL PRODUCTION ENGINEERING
7	MCT	MECHANICAL (MECHTRONICS) ENGINEERING
8	MEC	MECHANICAL ENGINEERING
9	MET	METALLURGICAL ENGINEERING
10	MMS	BTECH MECHANICAL WITH MTECH MANUFACTURING SYSTEMS
11	MTE	BTECH MECHANICAL WITH MTECH THERMAL ENGG
12	PLG	B.PLANNING
		AGE
13	AGR	AGRICULTURAL ENGINEERING
14	BIO	BIO-TECHNOLOGY
15	CHE	CHEMICAL ENGINEERING
16	DRG	DAIRYING
17	FDT	FOOD TECHNOLOGY
18	GEO	GEO INFORMATICS
19	MIN	MINING ENGINEERING
20	MMT	METALLURGY AND MATERIAL ENGINEERING
21	PHE	PHARMACEUTICAL ENGINEERING
22	TEX	TEXTILE TECHNOLOGY / TEXTILE ENGINEERING
		CIT
23	CME	COMPUTER ENGINEERING
24	CSA	COMPUTER SCIENCE AND ENGG (ARTIFICIAL INTELLIGENCE)
25	CSG	COMPUTER SCIENCE & DESIGN
26	CSN	COMPUTER SCIENCE & ENGINEERING (NETWORKS)
27	CSO	COMPUTER SCIENCE AND ENGINEERING (IOT)
28	CST	COMPUTER SCIENCE AND TECHNOLOGY
29	CSW	COMPUTER ENGINEERING(SOFTWARE ENGINEERING)

i. Click on the check boxes of the desired districts as per your choice for the display of branches offered by the institutions of the selected districts.

j. Click on **Display Option Entry Form** Button which is available on the bottom of the screen.

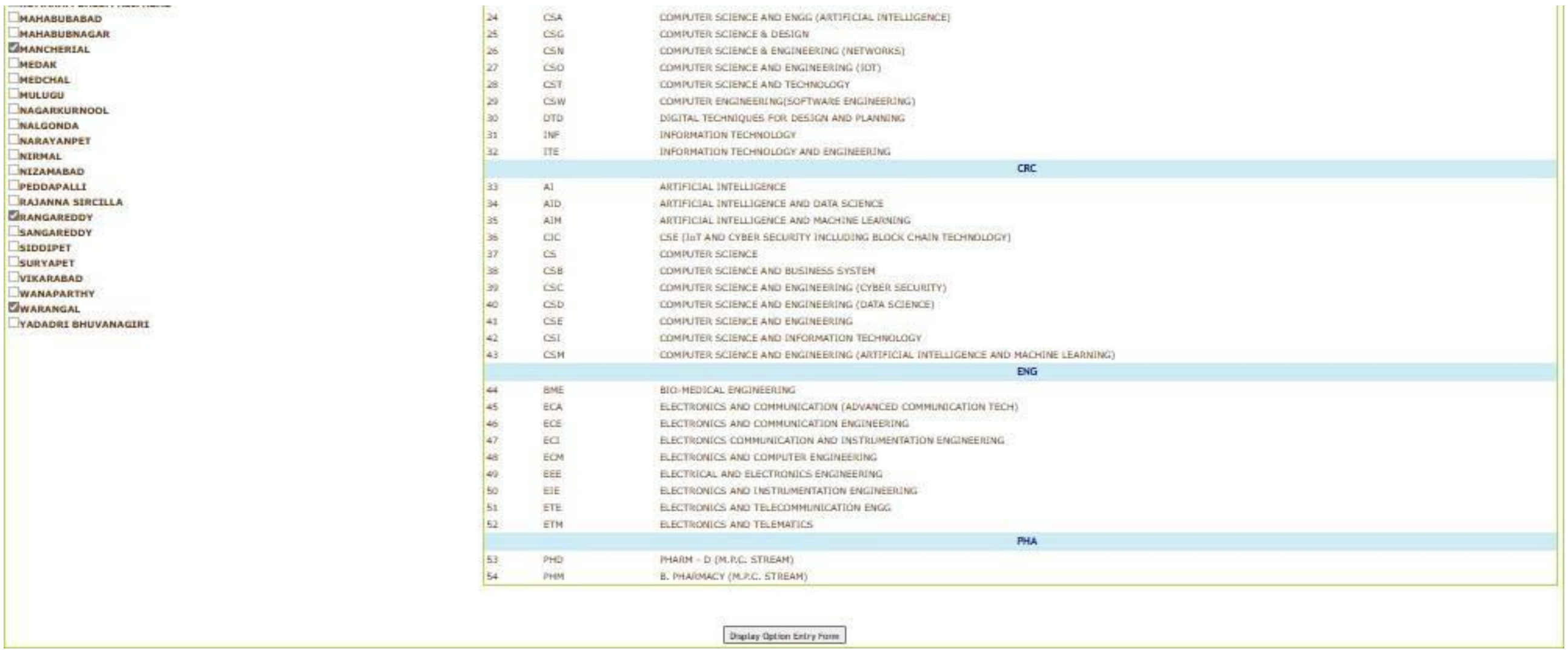

☐ MAHABUBABAD
☐ MAHABUBNAGAR
☑ MANCHERIAL
☐ MEDAK
☐ MEDCHAL
☐ MULUGU
☐ NAGARKURNOOL
☐ NALGONDA
☐ NARAYANPET
☐ NIRMAL
☐ NIZAMABAD
☐ PEDDAPALLI
☐ RAJANNA SIRCILLA
☑ RANGAREDDY
☐ SANGAREDDY
☐ SIDDIPET
☐ SURYAPET
☐ VIKARABAD
☐ WANAPARTHY
☑ WARANGAL
☐ YADADRI BHUVANAGIRI

24	CSA	COMPUTER SCIENCE AND ENGG (ARTIFICIAL INTELLIGENCE)
25	CSG	COMPUTER SCIENCE & DESIGN
26	CSN	COMPUTER SCIENCE & ENGINEERING (NETWORKS)
27	CSO	COMPUTER SCIENCE AND ENGINEERING (IOT)
28	CST	COMPUTER SCIENCE AND TECHNOLOGY
29	CSW	COMPUTER ENGINEERING(SOFTWARE ENGINEERING)
30	DTD	DIGITAL TECHNIQUES FOR DESIGN AND PLANNING
31	INF	INFORMATION TECHNOLOGY
32	ITE	INFORMATION TECHNOLOGY AND ENGINEERING
		CRC
33	AI	ARTIFICIAL INTELLIGENCE
34	AID	ARTIFICIAL INTELLIGENCE AND DATA SCIENCE
35	AIM	ARTIFICIAL INTELLIGENCE AND MACHINE LEARNING
36	CIC	CSE (IoT AND CYBER SECURITY INCLUDING BLOCK CHAIN TECHNOLOGY)
37	CS	COMPUTER SCIENCE
38	CSB	COMPUTER SCIENCE AND BUSINESS SYSTEM
39	CSC	COMPUTER SCIENCE AND ENGINEERING (CYBER SECURITY)
40	CSD	COMPUTER SCIENCE AND ENGINEERING (DATA SCIENCE)
41	CSE	COMPUTER SCIENCE AND ENGINEERING
42	CSI	COMPUTER SCIENCE AND INFORMATION TECHNOLOGY
43	CSM	COMPUTER SCIENCE AND ENGINEERING (ARTIFICIAL INTELLIGENCE AND MACHINE LEARNING)
		ENG
44	BME	BIO-MEDICAL ENGINEERING
45	ECA	ELECTRONICS AND COMMUNICATION (ADVANCED COMMUNICATION TECH)
46	ECE	ELECTRONICS AND COMMUNICATION ENGINEERING
47	ECI	ELECTRONICS COMMUNICATION AND INSTRUMENTATION ENGINEERING
48	ECM	ELECTRONICS AND COMPUTER ENGINEERING
49	EEE	ELECTRICAL AND ELECTRONICS ENGINEERING
50	EIE	ELECTRONICS AND INSTRUMENTATION ENGINEERING
51	ETE	ELECTRONICS AND TELECOMMUNICATION ENGG
52	ETM	ELECTRONICS AND TELEMATICS
		PHA
53	PHD	PHARM - D (M.P.C. STREAM)
54	PHM	B. PHARMACY (M.P.C. STREAM)

k. Click on Show Option Entry Form.
l. Enter TG ECET Hall Ticket Number in the Text Box as given in the following screen
m. Refer to already prepared Options in Manual Option form, if done.
n. The Options are to be given in numbers starting from **1** indicating highest priority for that college and branch. The Candidate can exercise as many options as possible.
o. The duplicate Option numbers are not allowed i.e. the same option number cannot be given for two Options.

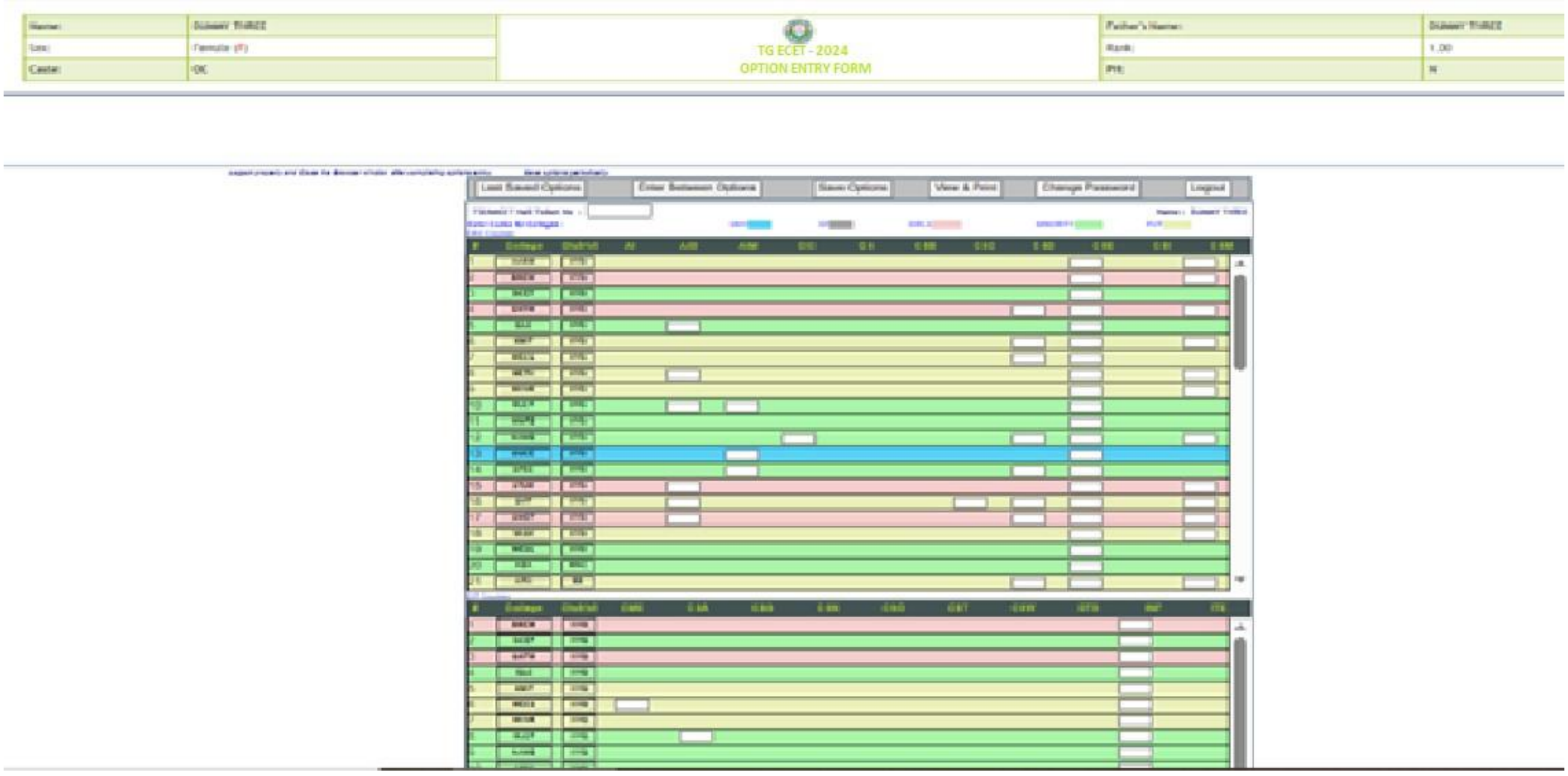

Name:	DUMMY THREE	TG ECET - 2024 OPTION ENTRY FORM	Father's Name:	DUMMY THREE
Sex:	Female (F)		Rank:	1.00
Caste:	OC		PH:	N

Last Saved Options
Enter Between Options
Save Options
View & Print
Change Password
Logout

p. The colors indicate type of institutions as given in the above screen
   i. BLUE for GOV,
   ii. GREY for Self Finance
   iii. PINK for Girls
   iv. GREEN for Minority
   v. YELLOW for Private
q. Candidates are advised to click on Save Options button as shown in the following screen which is available on the top of the screen for every 2 minutes and continue giving Options.

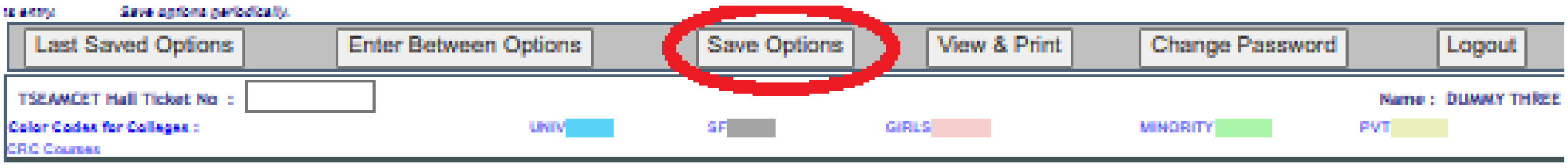

Save options periodically.

Last Saved Options
Enter Between Options
Save Options
View & Print
Change Password
Logout

TSEAMCET Hall Ticket No :

Name : DUMMY THREE

Color Codes for Colleges : UNIV 🟦 SF ▨ GIRLS 🟥 MINORITY 🟩 PVT 🟨

CRC Courses

r. The following screen appears after saving options and Click on OK and continue giving Options.

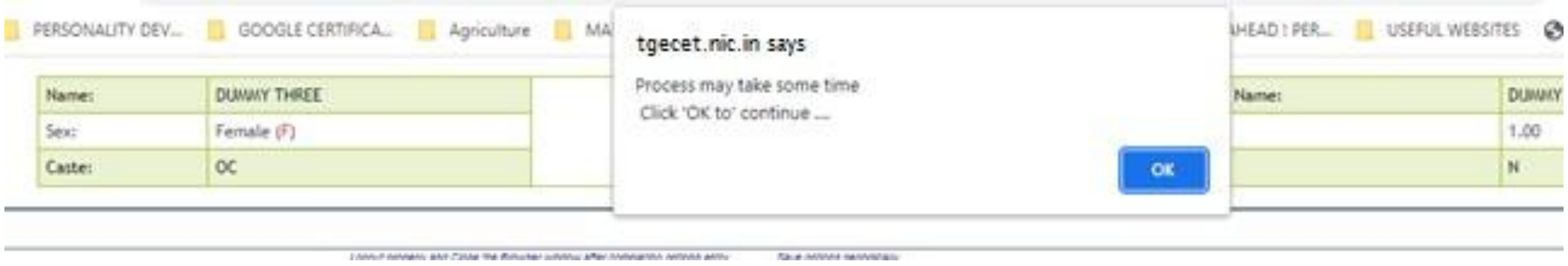

PERSONALITY DEV...
GOOGLE CERTIFICA...
Agriculture
USEFUL WEBSITES
OK

tgecet.nic.in says

Process may take some time
Click 'OK to' continue ....

Name:	DUMMY THREE
Sex:	Female (F)
Caste:	OC

s. The following screen appears after saving Options

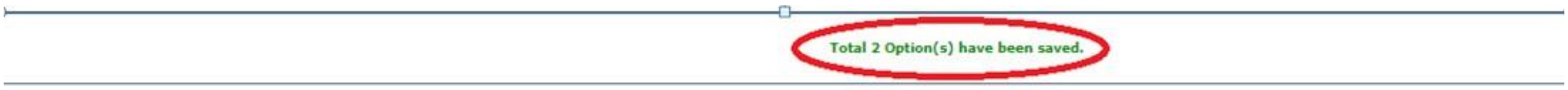

Total 2 Option(s) have been saved.

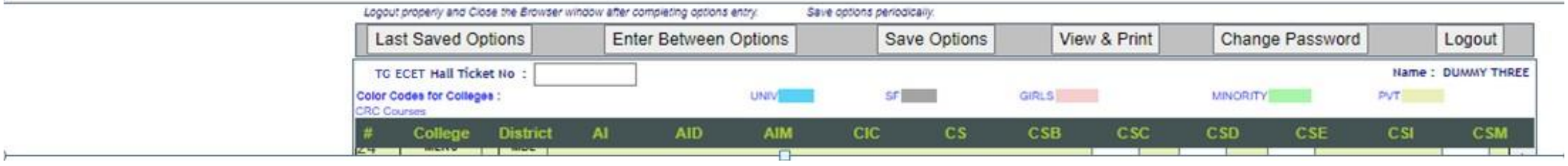

Logout properly and Close the Browser window after completing options entry. Save options periodically.

Last Saved Options
Enter Between Options
Save Options
View & Print
Change Password
Logout
TC ECET Hall Ticket No :
Name : DUMMY THREE
Color Codes for Colleges :
CRC Courses
UNIV
SF
GIRLS
MINORITY
PVT
# College District AI AID AIM CIC CS CSB CSC CSD CSE CSI CSM

t. If the candidate wants to choose the Districts once again, Click **Last Saved Options** Button and the screen as discussed at point 8 will be displayed and the candidate can select other districts – to view the institutions available in that district.

u. If the candidate wishes to add or insert new option at a specific Option number then

   i. Click on **Enter Between Options** Button as given in the following screen

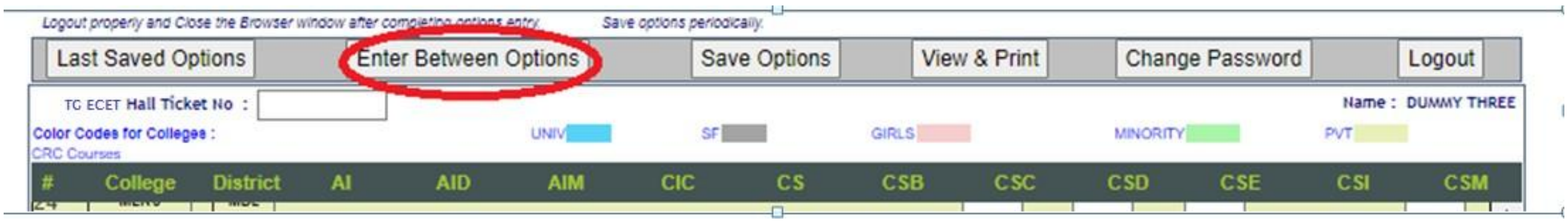

Logout properly and Close the Browser window after completing options entry. Save options periodically.

Last Saved Options
Enter Between Options
Save Options
View & Print
Change Password
Logout
TC ECET Hall Ticket No :
Name : DUMMY THREE
Color Codes for Colleges :
CRC Courses
UNIV
SF
GIRLS
MINORITY
PVT
# College District AI AID AIM CIC CS CSB CSC CSD CSE CSI CSM

   ii. Enter that specific Option *number value* in the Text box where it was to be inserted as given in the following screen

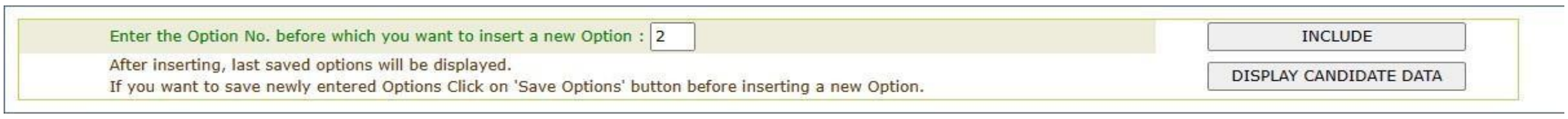

Enter the Option No. before which you want to insert a new Option : 2

After inserting, last saved options will be displayed.

If you want to save newly entered Options Click on 'Save Options' button before inserting a new Option.

INCLUDE
DISPLAY CANDIDATE DATA

   iii. Click on **Include Button** and all Options will be increased by one. For example, to add new option at Option number 2 which was already exercised, then all Options will be shifted to next number automatically i.e. Option 2 will be shifted to 3 and the next option will be shifted to next number. The new option can be entered with value 2.

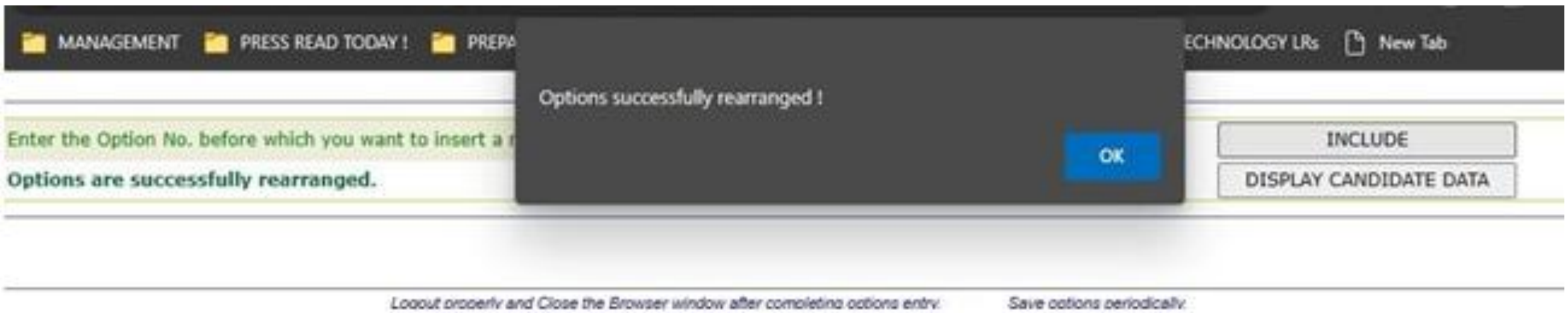

Options successfully rearranged !

Enter the Option No. before which you want to insert a

Options are successfully rearranged.

Logout properly and Close the Browser window after completing options entry. Save options periodically.

MANAGEMENT
PRESS READ TODAY !
PREPA
ECHNOLOGY LRs
New Tab
OK
INCLUDE
DISPLAY CANDIDATE DATA

   iv. The screen with re arranged options will be displayed as following

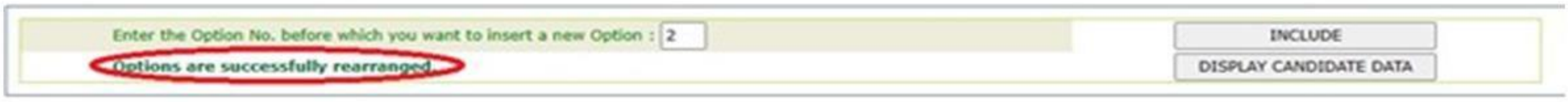

Enter the Option No. before which you want to insert a new Option : 2

Options are successfully rearranged.

INCLUDE
DISPLAY CANDIDATE DATA



Logout properly and Close the Browser window after completing options entry. Save options periodically.

Last Saved Options
Enter Between Options
Save Options
View & Print
Change Password
Logout
TC ECET Hall Ticket No :
Name : DUMMY THREE
Color Codes for Colleges :
CRC Courses
UNIV
SF
GIRLS
MINORITY
PVT

#	College	District	AI	AID	AIM	CIC	CS	CSB	CSC	CSD	CSE	CSI	CSM
36	JNTH	MDL							3		1		
37	JNTHMT	MDL											

v. If there are duplicate Option numbers given by the candidate unknowingly, the following error message will be displayed at the time of Saving options and give Option numbers without duplicates carefully.

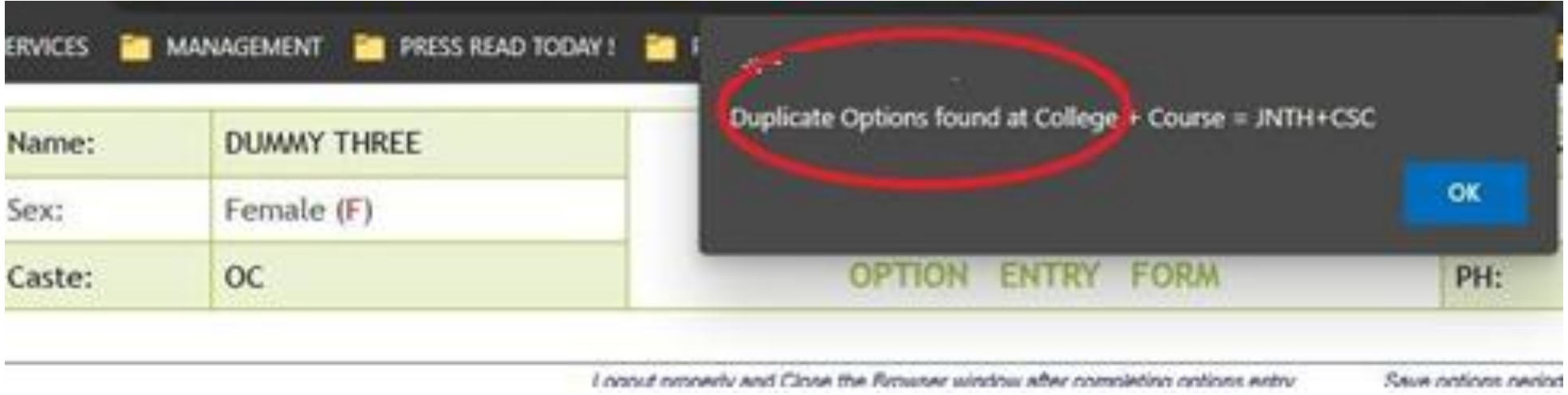
ERVICES
MANAGEMENT
PRESS READ TODAY !
OK
OPTION ENTRY FORM
PH:
Logout properly and Close the Browser window after completing options entry
Save options period

Duplicate Options found at College + Course = JNTH+CSC

Name: DUMMY THREE
Sex: Female (F)
Caste: OC

vi. The candidate can view list of Saved Options by

a) Click on **View & Print Option** as given in the following screen

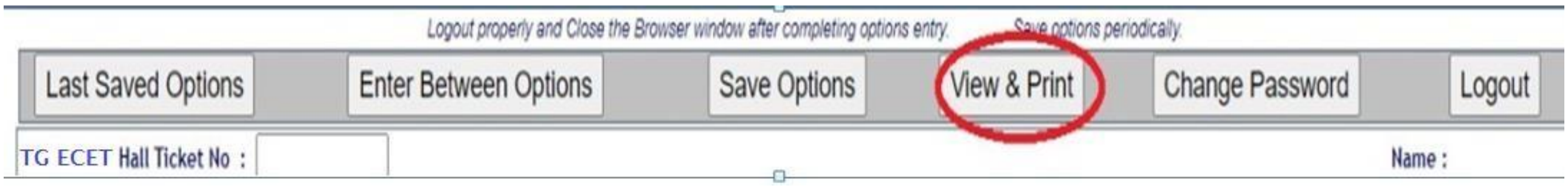
Logout properly and Close the Browser window after completing options entry.
Save options periodically.
Last Saved Options
Enter Between Options
Save Options
View & Print
Change Password
Logout
TG ECET Hall Ticket No :
Name :

b) The following screen appears. Click on **View Saved Options** as shown in the following screen.

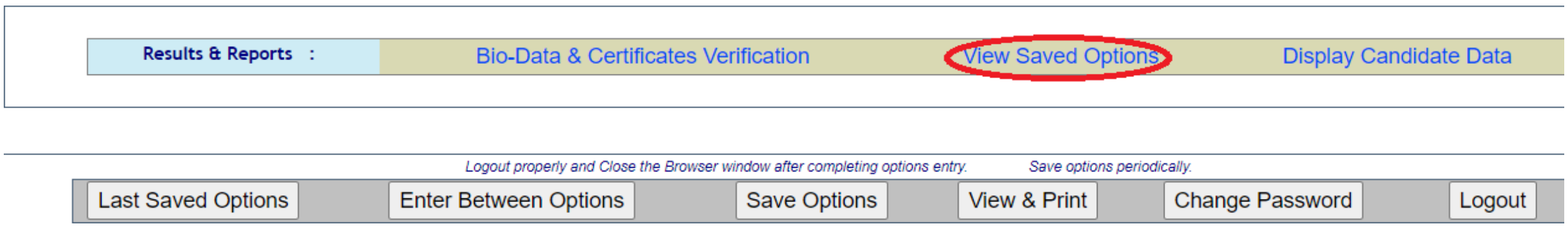
Results & Reports :
Bio-Data & Certificates Verification
View Saved Options
Display Candidate Data
Logout properly and Close the Browser window after completing options entry.
Save options periodically.
Last Saved Options
Enter Between Options
Save Options
View & Print
Change Password
Logout

c) The following screen appears with the list of last saved Options.

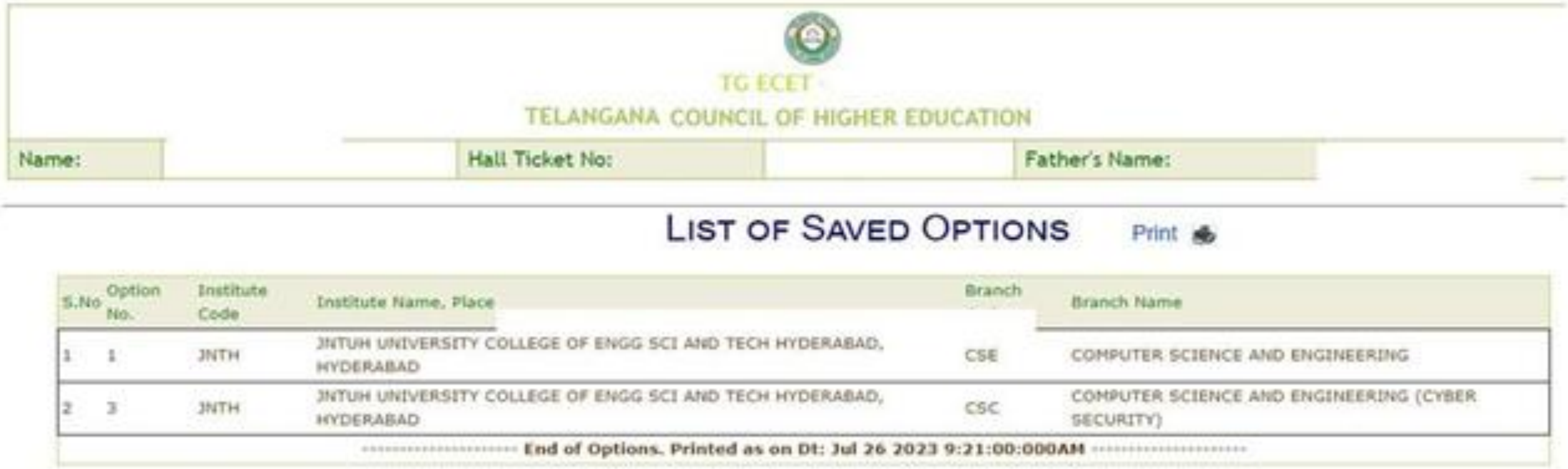
TG ECET
TELANGANA COUNCIL OF HIGHER EDUCATION
Print

Name:
Hall Ticket No:
Father's Name:

LIST OF SAVED OPTIONS

S.No	Option No.	Institute Code	Institute Name, Place	Branch	Branch Name
1	1	JNTH	JNTUH UNIVERSITY COLLEGE OF ENGG SCI AND TECH HYDERABAD, HYDERABAD	CSE	COMPUTER SCIENCE AND ENGINEERING
2	3	JNTH	JNTUH UNIVERSITY COLLEGE OF ENGG SCI AND TECH HYDERABAD, HYDERABAD	CSC	COMPUTER SCIENCE AND ENGINEERING (CYBER SECURITY)

---------------------- End of Options. Printed as on Dt: Jul 26 2023 9:21:00:000AM ----------------------

vii. To change Password, click on **Change Password** as given in the following screen.

a) The candidate is required to enter Old Password and

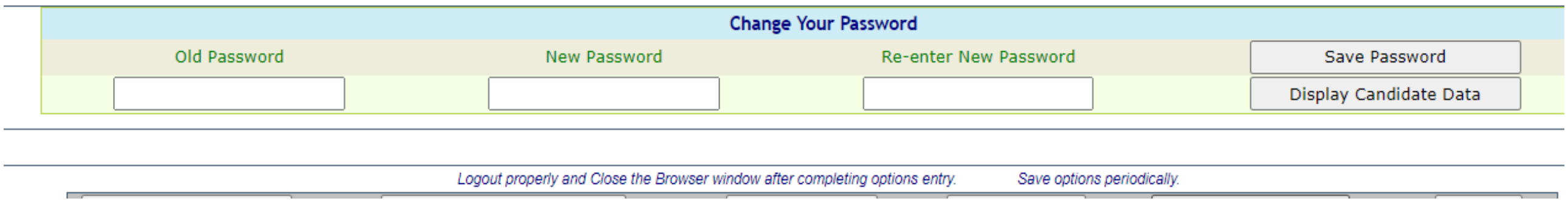
Change Your Password
Old Password
New Password
Re-enter New Password
Save Password
Display Candidate Data
Logout properly and Close the Browser window after completing options entry.
Save options periodically.

b) Please give New Password and Re-Enter again the same given New Password

c) Then click on **Save Password** Button.

viii. The candidates after giving all Options and to Logout, the candidate is required

a) Click on Logout

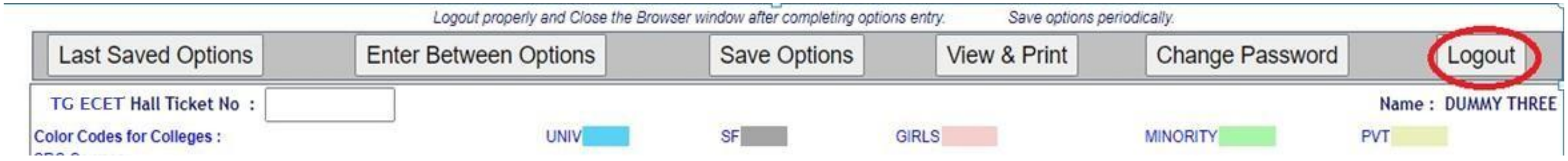
Logout properly and Close the Browser window after completing options entry.
Save options periodically.
Last Saved Options
Enter Between Options
Save Options
View & Print
Change Password
Logout
TG ECET Hall Ticket No :
Name : DUMMY THREE
Color Codes for Colleges :
UNIV
SF
GIRLS
MINORITY
PVT

d) Click on **Save & Logout** as given below

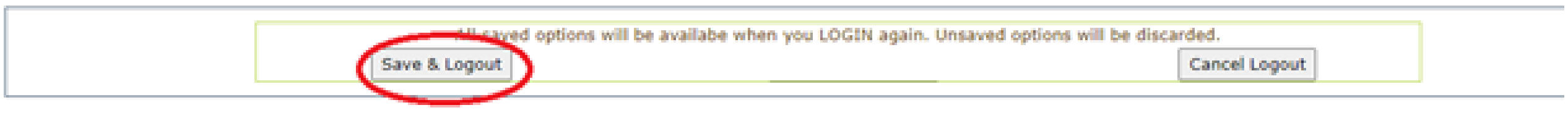
All saved options will be availabe when you LOGIN again. Unsaved options will be discarded.
Save & Logout
Cancel Logout

e) The following screen appears and click OK.

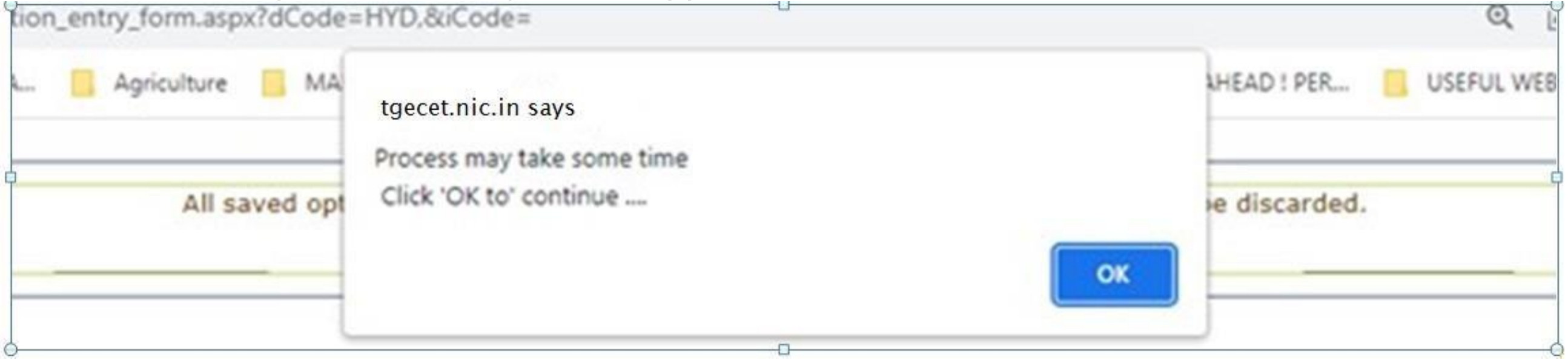
tgecet.nic.in says

Process may take some time

Click 'OK to' continue ....
tion_entry_form.aspx?dCode=HYD.&iCode=
Agriculture
MA
HEAD ! PER...
USEFUL WEB
All saved opt
e discarded.
OK

f) Click on OK button

g) The **Options given are saved and the candidate is successfully logged out of Option entry** with the list of all saved Options is displayed and click on Print icon for taking printout of saved Options as given in the following screen.

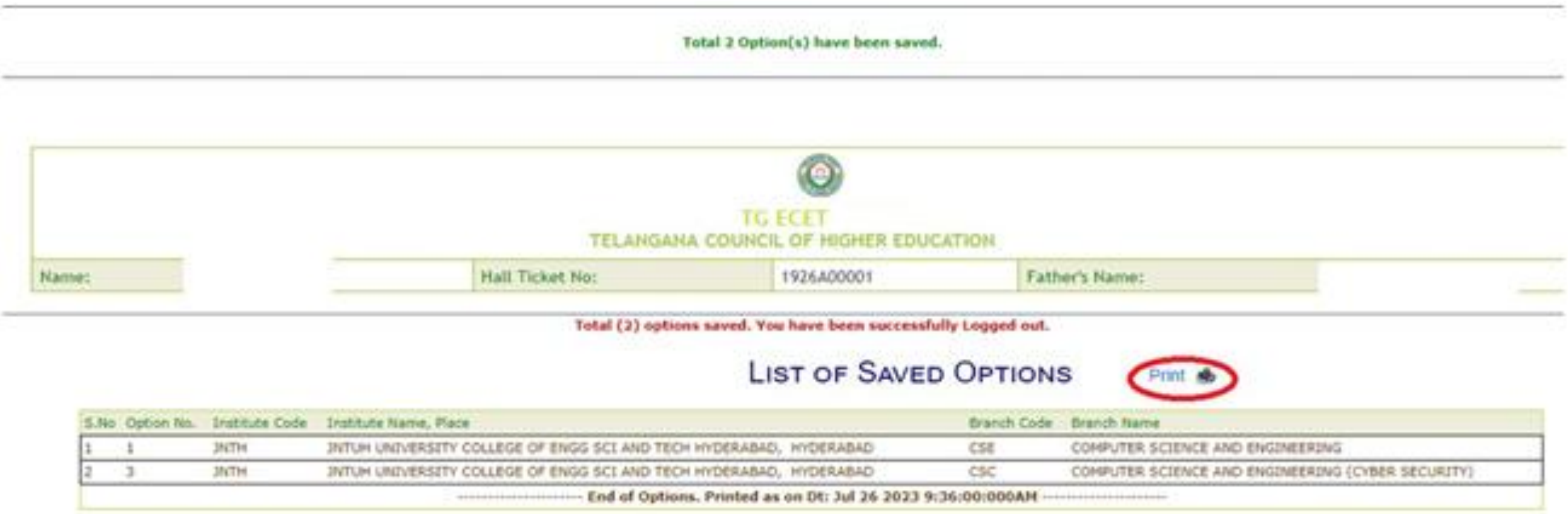
Total 2 Option(s) have been saved.

TG ECET
TELANGANA COUNCIL OF HIGHER EDUCATION

Name:

Hall Ticket No: 1926A00001

Father's Name:

Total (2) options saved. You have been successfully Logged out.

LIST OF SAVED OPTIONS

S.No	Option No.	Institute Code	Institute Name, Place	Branch Code	Branch Name
1	1	JNTH	JNTUH UNIVERSITY COLLEGE OF ENGG SCI AND TECH HYDERABAD, HYDERABAD	CSE	COMPUTER SCIENCE AND ENGINEERING
2	3	JNTH	JNTUH UNIVERSITY COLLEGE OF ENGG SCI AND TECH HYDERABAD, HYDERABAD	CSC	COMPUTER SCIENCE AND ENGINEERING (CYBER SECURITY)

---------------------- End of Options. Printed as on Dt: Jul 26 2023 9:36:00:000AM ----------------------

h) The candidate is required to check the list of options given in the printout of the given options.

i) For any modifications in the Options given, please login again through Candidates Login in the website.

VII. AFTER ALLOTMENT OF SEATS:

a. After TG ECET Seat allotments are announced, the Candidate can verify the Allotment Status in Candidate Login. The following screen appears in Candidate Login.

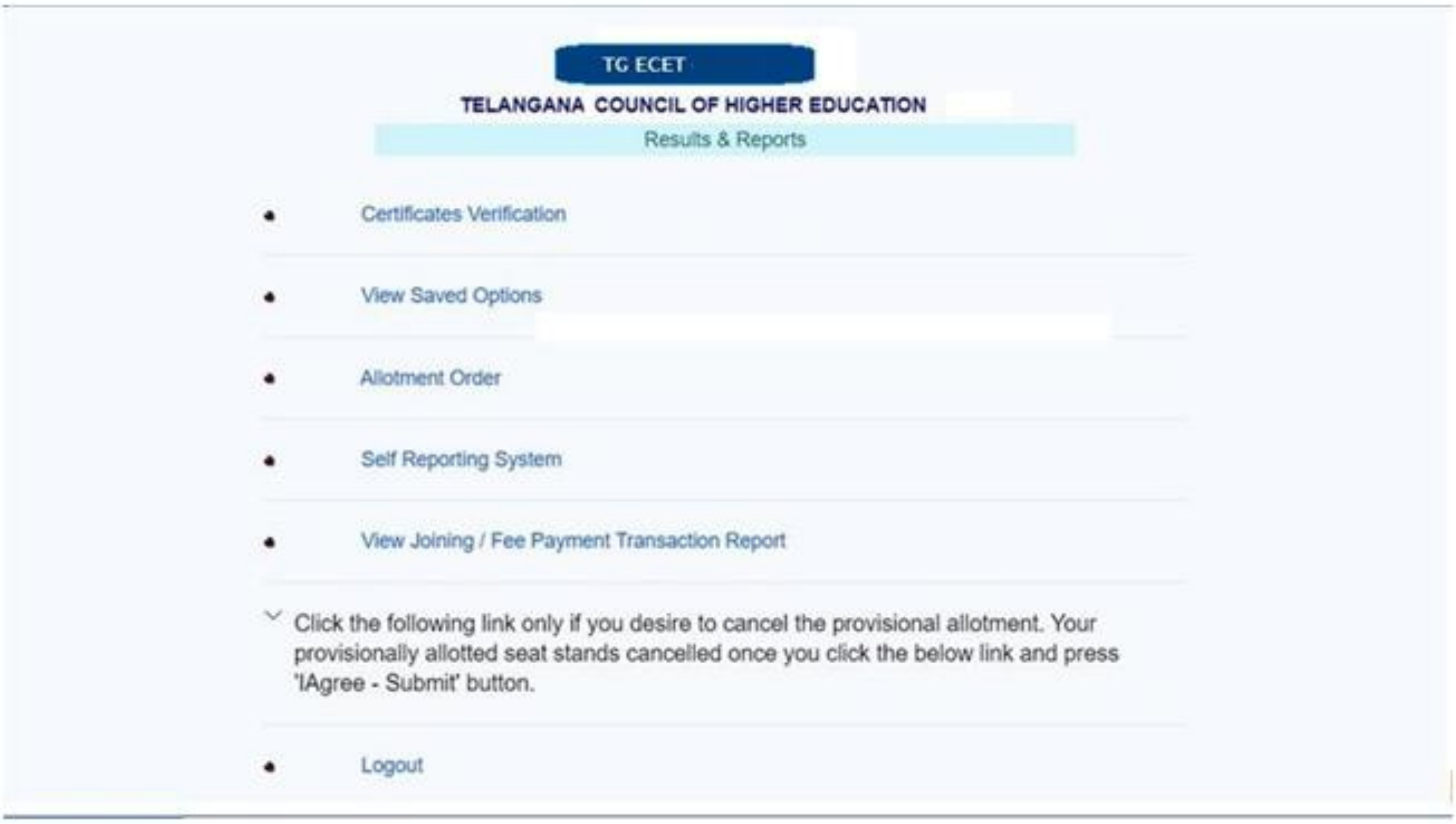

TG ECET

TELANGANA COUNCIL OF HIGHER EDUCATION

Results & Reports

- Certificates Verification
- View Saved Options
- Allotment Order
- Self Reporting System
- View Joining / Fee Payment Transaction Report

Click the following link only if you desire to cancel the provisional allotment. Your provisionally allotted seat stands cancelled once you click the below link and press 'IAgree - Submit' button.

- Logout

b. In Candidate Login, Click on Allotment Order as given in the following screen

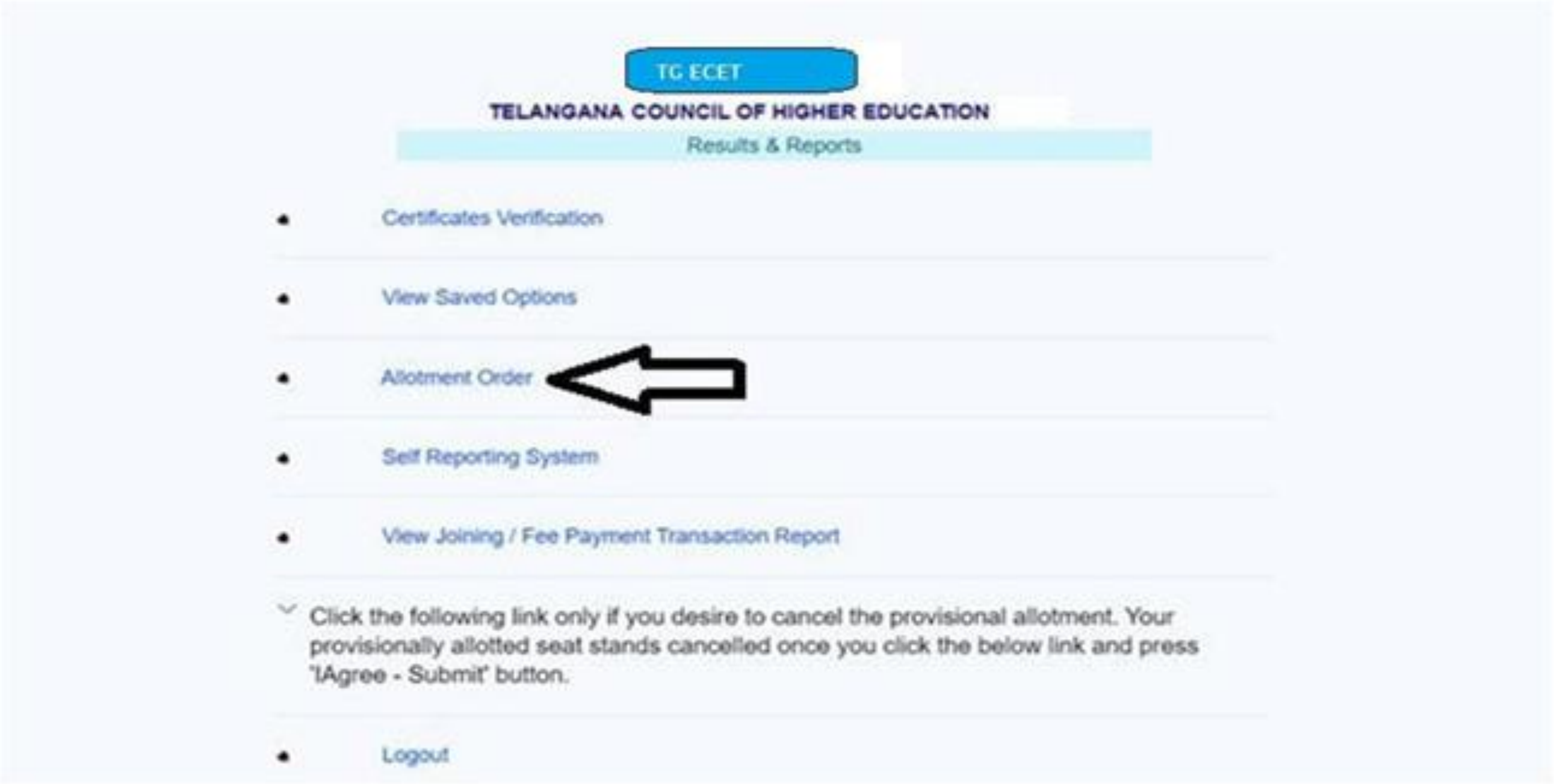

TG ECET

TELANGANA COUNCIL OF HIGHER EDUCATION

Results & Reports

- Certificates Verification
- View Saved Options
- Allotment Order
- Self Reporting System
- View Joining / Fee Payment Transaction Report

Click the following link only if you desire to cancel the provisional allotment. Your provisionally allotted seat stands cancelled once you click the below link and press 'IAgree - Submit' button.

- Logout

c. On clicking of Allotment Order as given in the above Screen, If allotted, the following screen appears with the details of allotment and Tuition fee amount to be paid by the Candidate.

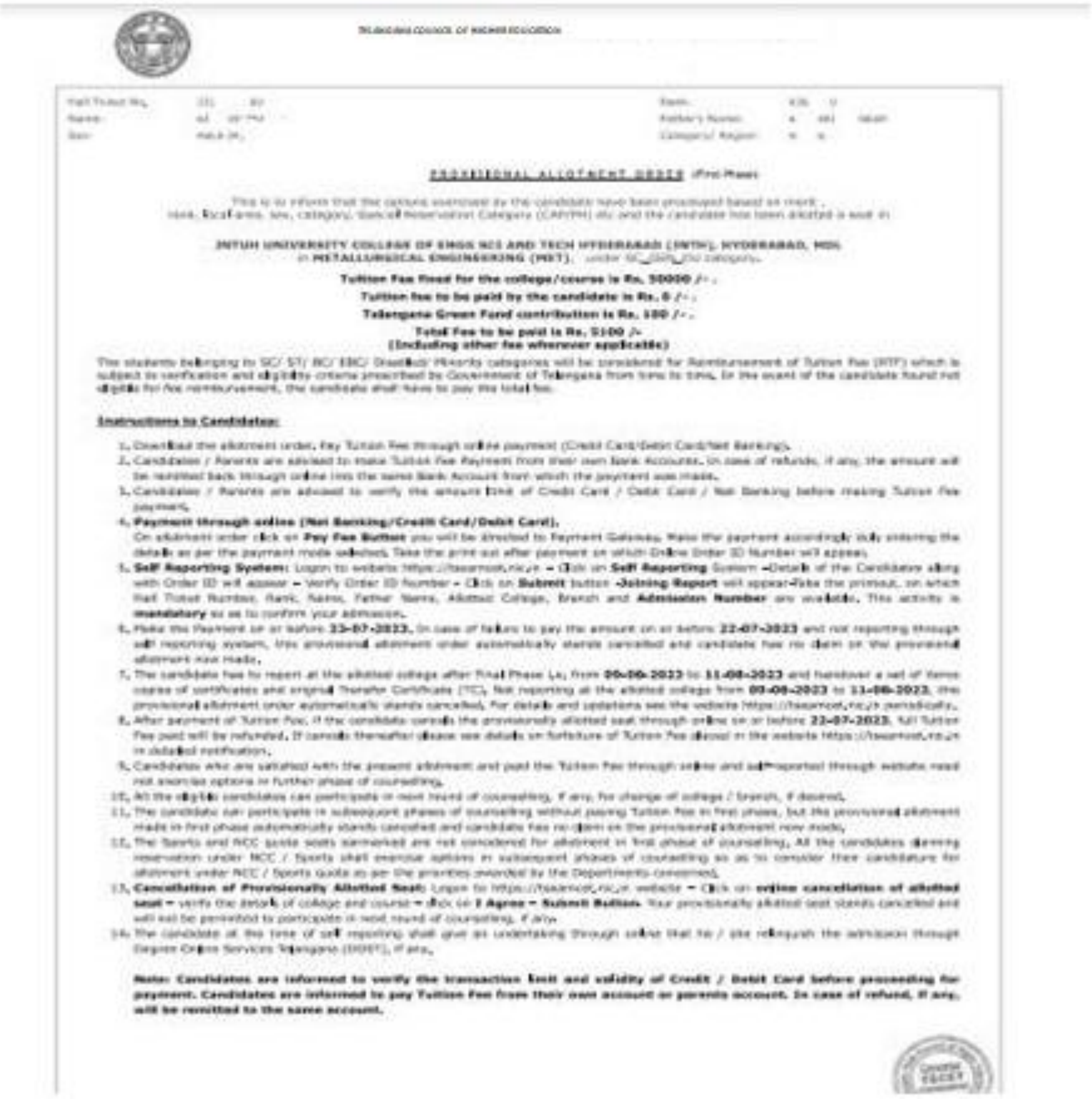

VIII. TUTION FEE:

a. At the bottom of the allotment order, there is Pay Tuition Fee Online as shown in the following screen

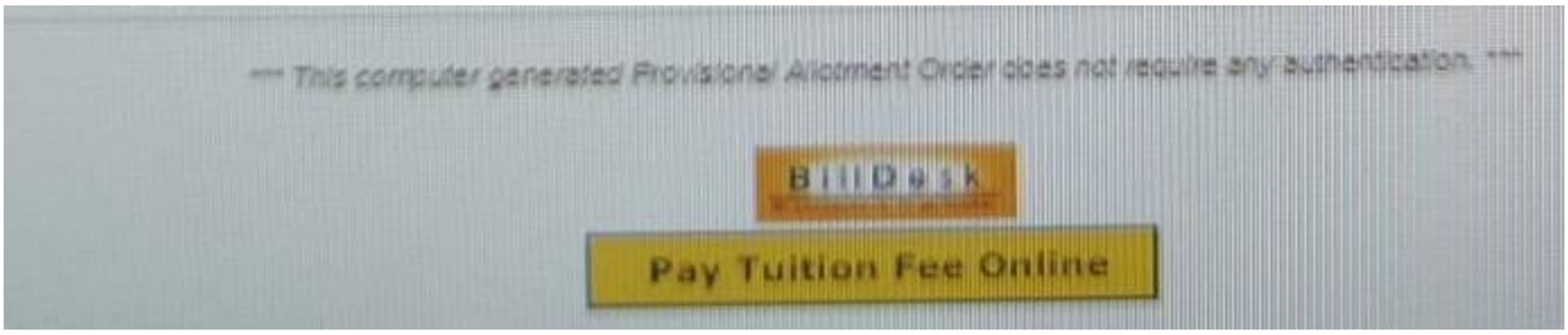

*** This computer generated Provisional Allotment Order does not require any authentication. ***

BillDesk
Pay Tuition Fee Online

b. Click on the button Pay Tuition Fee Online

c. The following screen appears with the specified Tuition Fee as shown in the screen

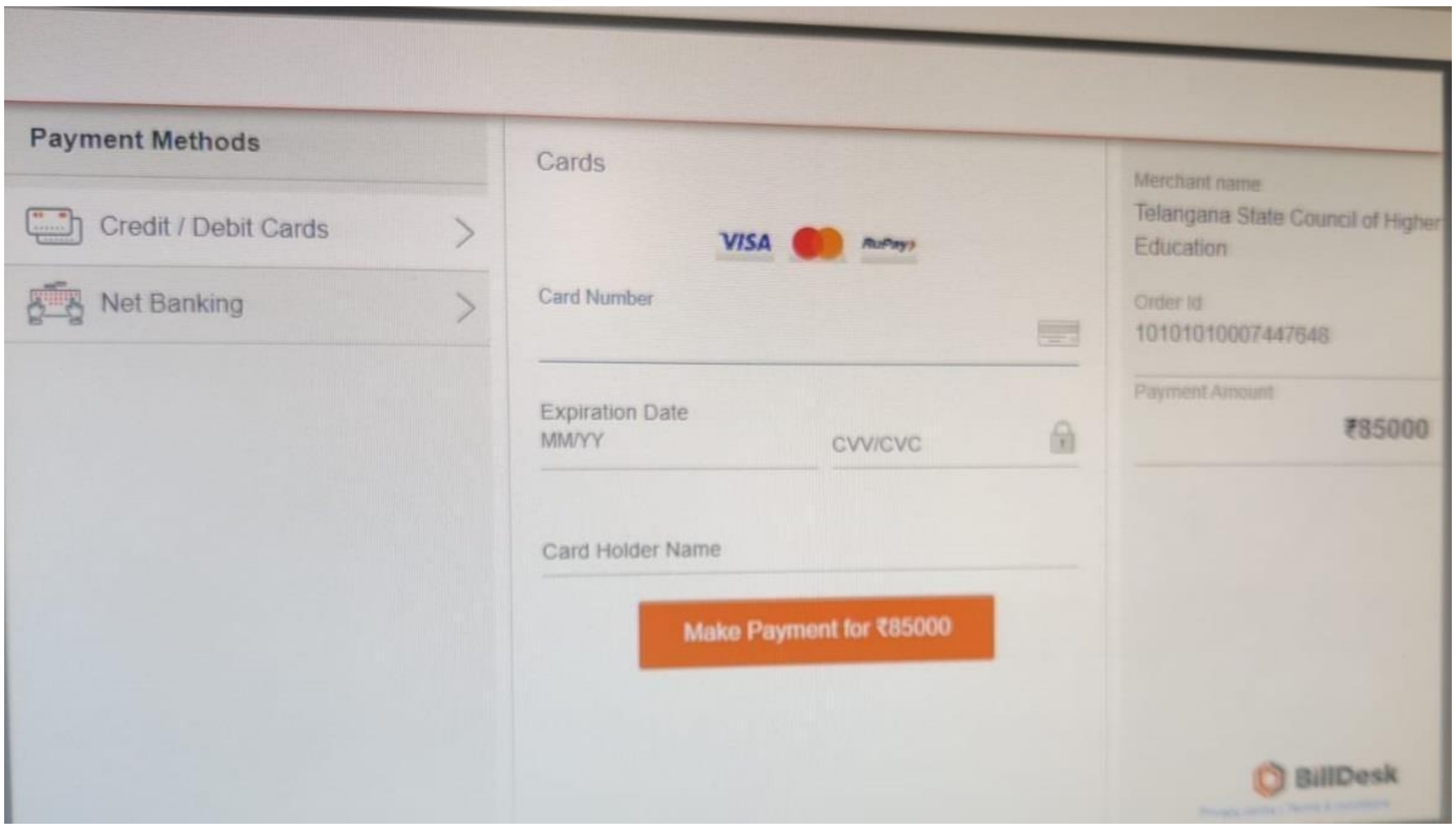

Payment Methods
Credit / Debit Cards
Net Banking
Cards
VISA
RuPay
Card Number
Expiration Date
MM/YY
CVV/CVC
Card Holder Name
Make Payment for ₹85000
BillDesk

Merchant name
Telangana State Council of Higher Education

Order Id
10101010007447648

Payment Amount
₹85000

d. Choose either of the Payment Methods
    a) Credit Card or Debit Card
    b) Net Banking

e. Proceed for payment of Tuition Fee by clicking Make Payment for…

f. After payment click on Self Reporting System**.**

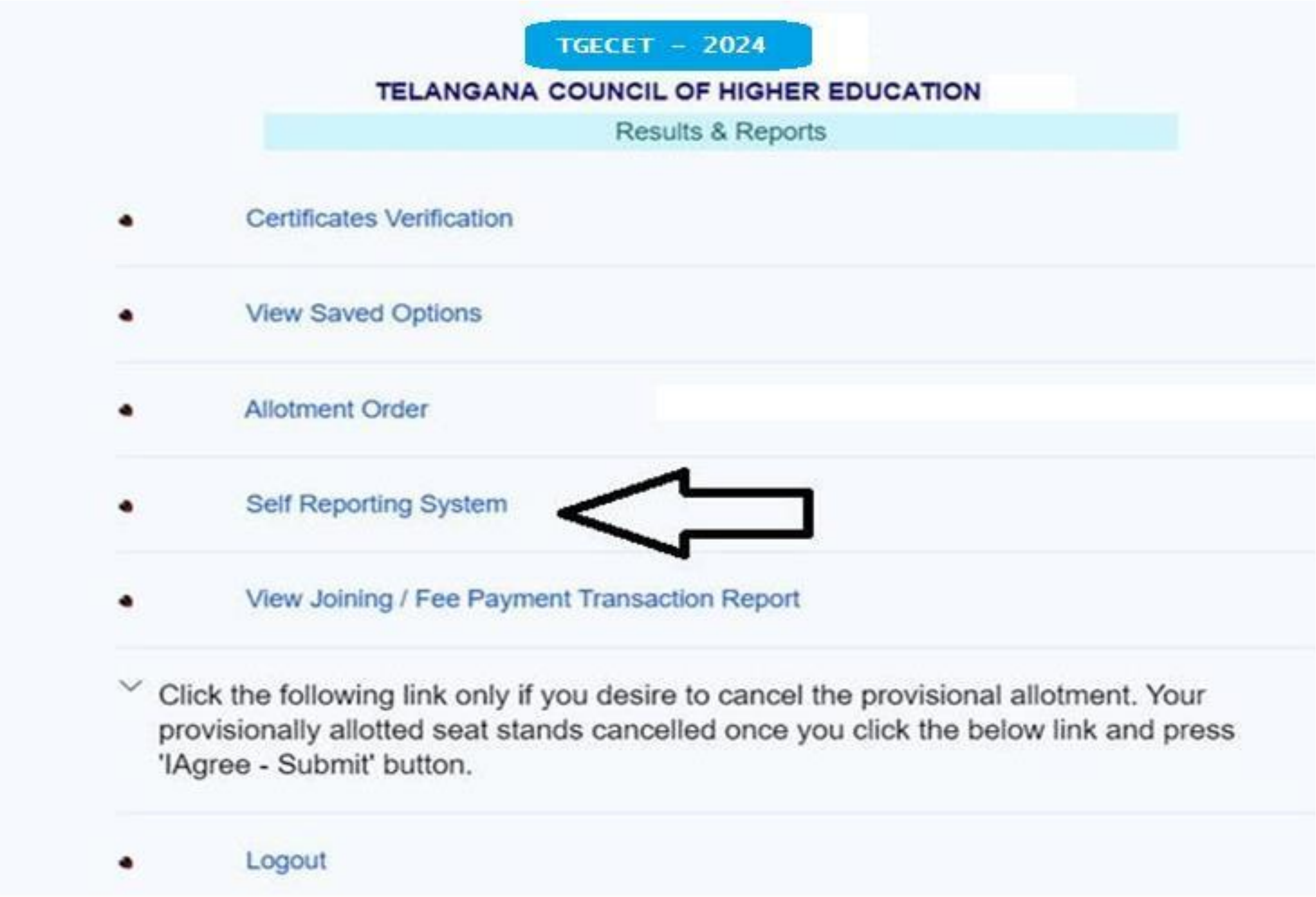

TGECET – 2024

TELANGANA COUNCIL OF HIGHER EDUCATION

Results & Reports

- Certificates Verification
- View Saved Options
- Allotment Order
- Self Reporting System
- View Joining / Fee Payment Transaction Report

Click the following link only if you desire to cancel the provisional allotment. Your provisionally allotted seat stands cancelled once you click the below link and press 'IAgree - Submit' button.

- Logout

g. Click on Self Reporting System and then details of the Candidate along with Order ID will appear. Verify Order ID Number and Click on Submit button.

h. The Joining Report will be displayed. Take the Printout

i. The Candidate details–Candidate Hall Ticket Number, Rank, Candidate Name and Candidate Father's Name along with the Allotted College & Branch with Admission Number is displayed.

j. Take the printout of the Joining Report which is also called as Self Reporting.

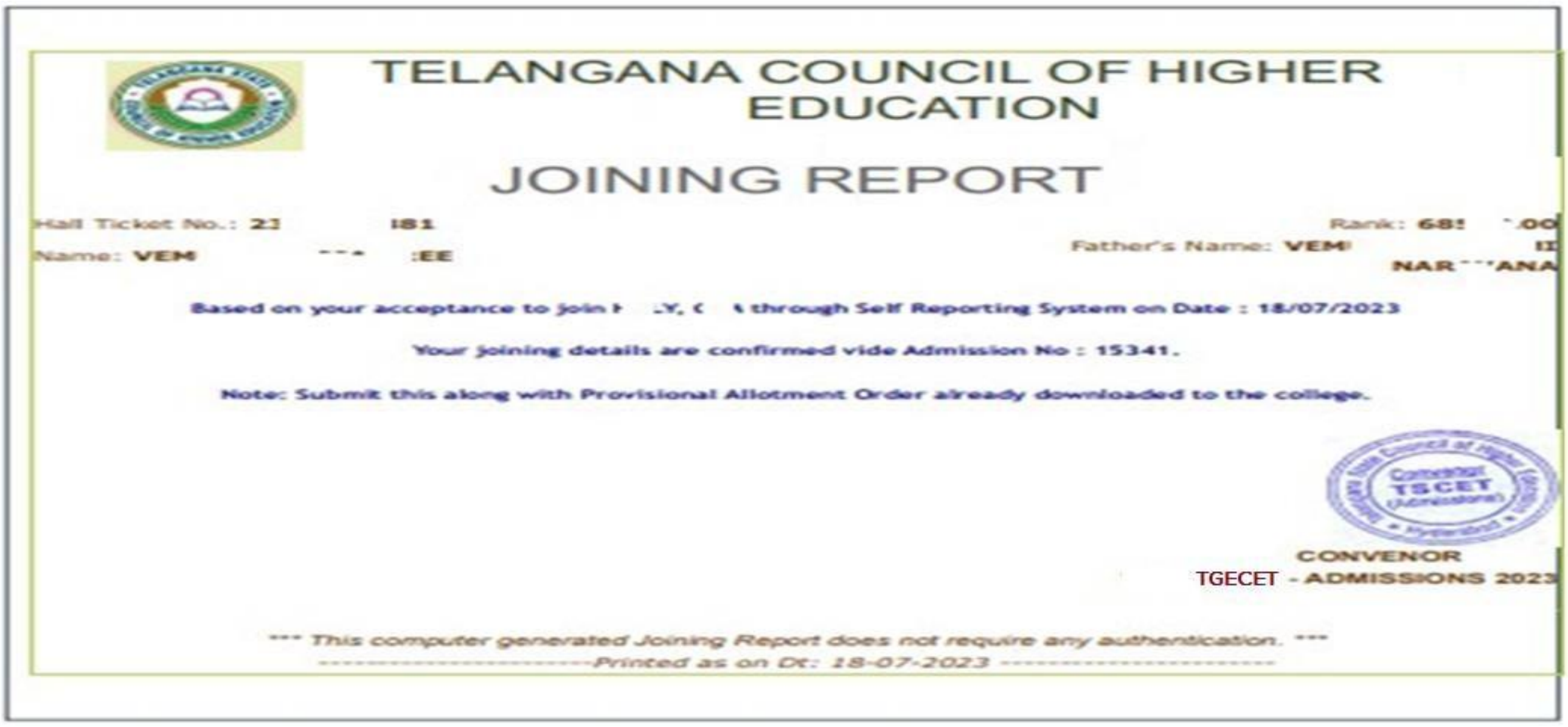

TELANGANA COUNCIL OF HIGHER EDUCATION

JOINING REPORT

Hall Ticket No.: 23 181 Rank: 68! .00

Name: VEM :EE Father's Name: VEM NAR ANA

Based on your acceptance to join I LY, (through Self Reporting System on Date : 18/07/2023

Your joining details are confirmed vide Admission No : 15341.

Note: Submit this along with Provisional Allotment Order already downloaded to the college.

TSCET

CONVENOR

TGECET - ADMISSIONS 2023

*** This computer generated Joining Report does not require any authentication. ***

------------------------Printed as on Dt: 18-07-2023 ------------------------

IX. For viewing the Payment Transaction status

a. Click on View joining report/Fee Payment Transaction Report to view payment details as given in the following screen.

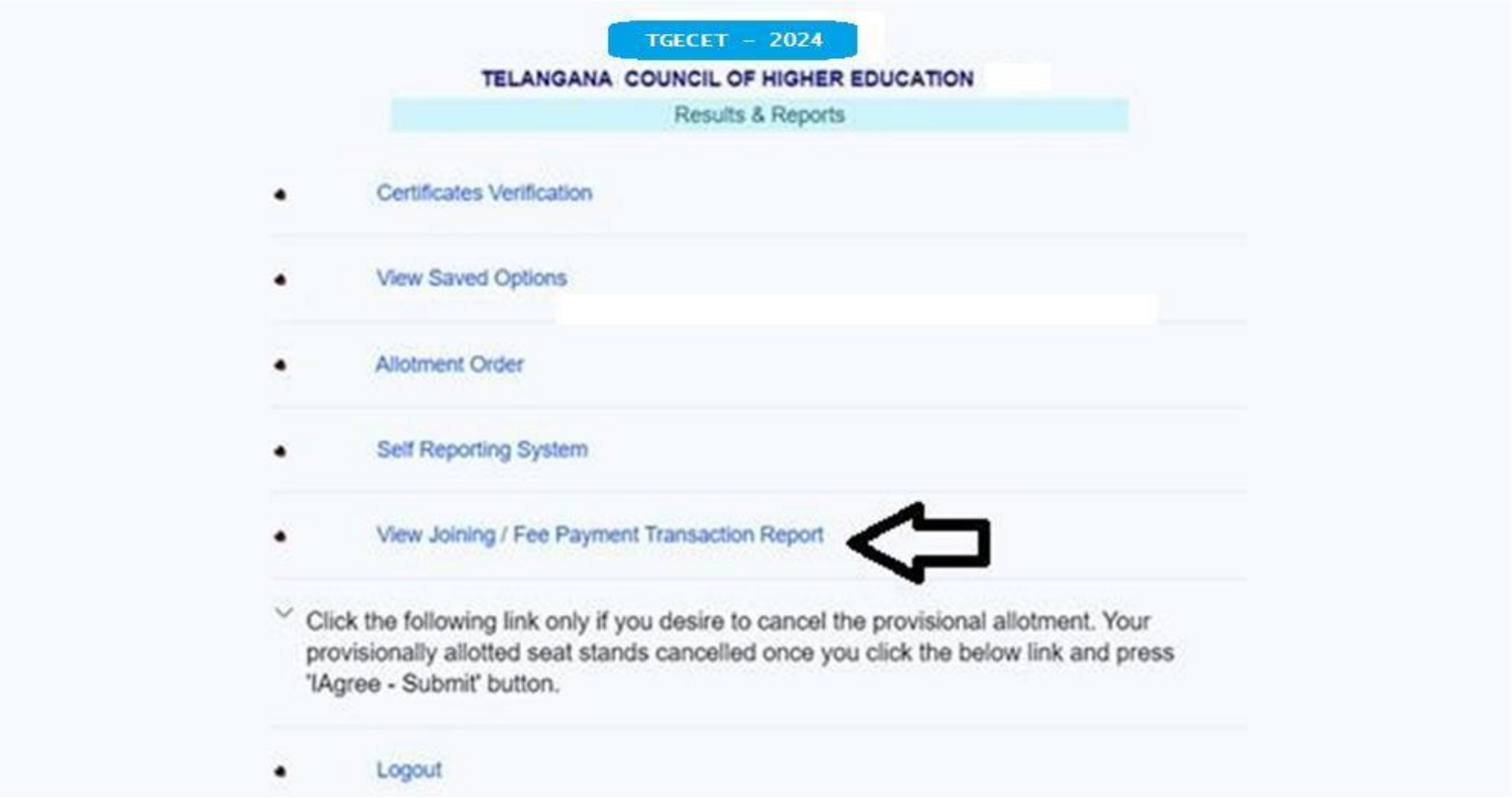

- Certificates Verification
- View Saved Options
- Allotment Order
- Self Reporting System
- View Joining / Fee Payment Transaction Report

Click the following link only if you desire to cancel the provisional allotment. Your provisionally allotted seat stands cancelled once you click the below link and press 'IAgree - Submit' button.

- Logout

The following screen appears as given below:



ADMISSIONS INTO ENGINEERING AND PHARMACY
TG ECET - 2024

View Joining Report

View Fee Payment Transaction Details

b. Click on View Fee Payment Transaction Details as given above

c. The following report will be displayed. The details of all transactions with payment of Processing Fee and Tuition Fee will be displayed as given in the following screen.

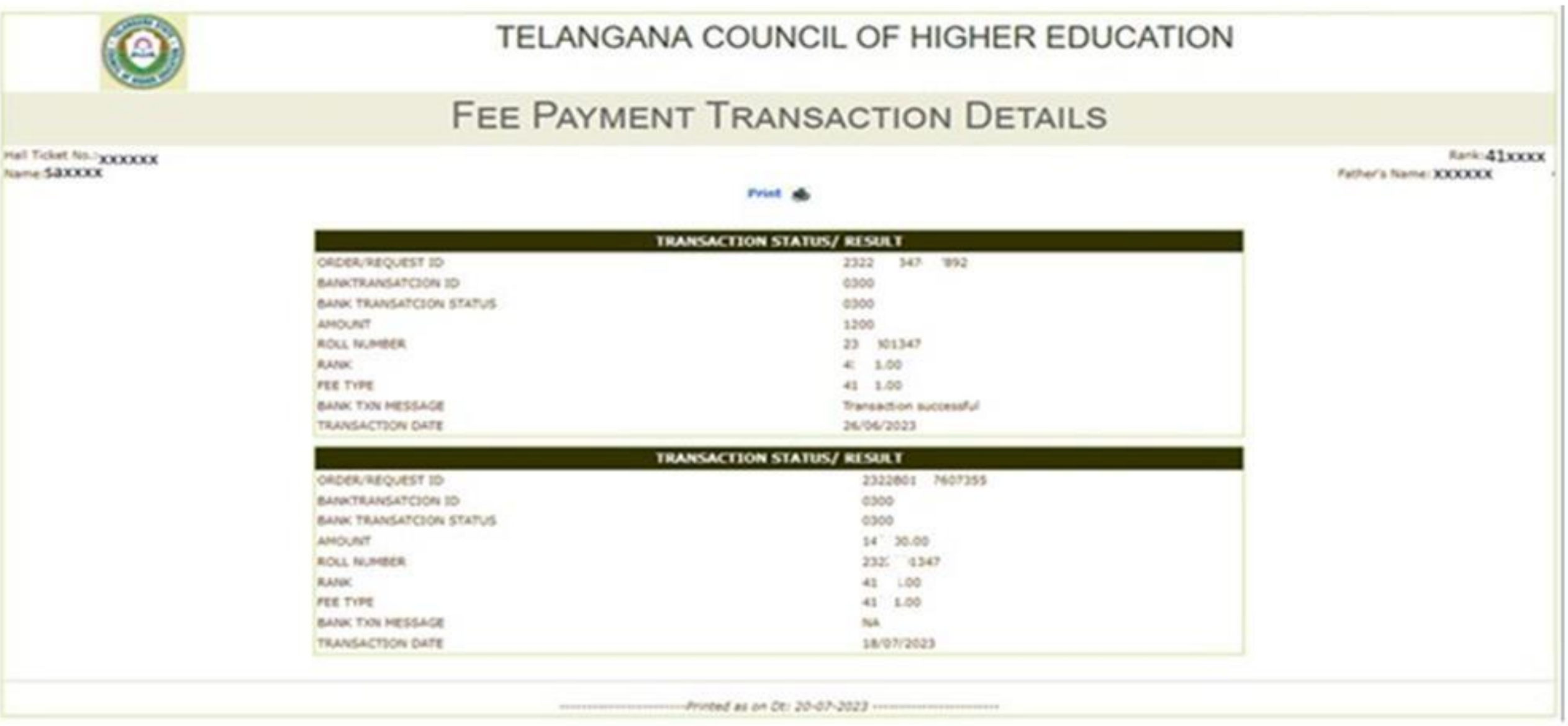

TELANGANA COUNCIL OF HIGHER EDUCATION

FEE PAYMENT TRANSACTION DETAILS

Hall Ticket No.:XXXXXX
Name:SAXXXX

Rank:41XXXX
Father's Name:XXXXXX

TRANSACTION STATUS/ RESULT	
ORDER/REQUEST ID	2322 347 '892
BANKTRANSATCION ID	0300
BANK TRANSATCION STATUS	0300
AMOUNT	1200
ROLL NUMBER	23)01347
RANK	4 1.00
FEE TYPE	41 1.00
BANK TXN MESSAGE	Transaction successful
TRANSACTION DATE	26/06/2023

TRANSACTION STATUS/ RESULT	
ORDER/REQUEST ID	2322801 7607355
BANKTRANSATCION ID	0300
BANK TRANSATCION STATUS	0300
AMOUNT	14 30.00
ROLL NUMBER	232 1347
RANK	41 .00
FEE TYPE	41 1.00
BANK TXN MESSAGE	NA
TRANSACTION DATE	18/07/2023

-----------------------Printed as on Dt: 20-07-2023 -----------------------